



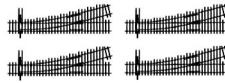
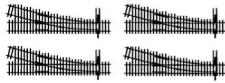
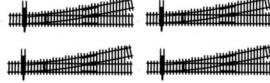
















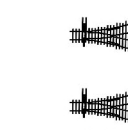

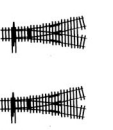

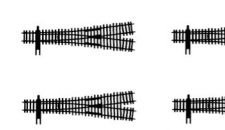









# WALTHERS™ CODE 83 TRACK PLANNING TEMPLATE SCALE 3/4"=1'

## Use this Handy Template to Plan Code 83 Track Projects

Planning your next track improvement or layout rebuilding project is easy with this template. Simply print this page, then cut out and arrange the pieces as needed. All items are scaled at 3/4" = 1'. By placing them on appropriately sized graph paper, you can create scale drawings for larger projects or track profiles for your entire layout. Names and part numbers are included so you can make a bill of materials that will simplify ordering the exact Code 83 items you need.

						
<b>30° CROSSING</b> 948-830	<b>45° CROSSING</b> 948-831	<b>60° CROSSING</b> 948-832	<b>90° CROSSING</b> 948-833	<b>#4 LEFT TURNOUT</b> 948-8801	<b>#4 RIGHT TURNOUT</b> 948-8802	<b>#5 LEFT TURNOUT</b> 948-8891
						
<b>#5 RIGHT TURNOUT</b> 948-8892	<b>#6 LEFT TURNOUT</b> 948-8803	<b>#6 RIGHT TURNOUT</b> 948-8804	<b>#8 LEFT TURNOUT</b> 948-8805	<b>#8 RIGHT TURNOUT</b> 948-8806		
						
<b>#10 LEFT TURNOUT</b> 948-8884	<b>#10 RIGHT TURNOUT</b> 948-8885	<b>#6-1/2 CURVED LEFT TURNOUT</b> 948-8826	<b>#6-1/2 CURVED RIGHT TURNOUT</b> 948-8827	<b>#7 CURVED LEFT TURNOUT</b> 948-8894		
						
<b>#7 CURVED RIGHT TURNOUT</b> 948-8895	<b>#7-1/2 CURVED LEFT TURNOUT</b> 948-8888	<b>#7-1/2 CURVED RIGHT TURNOUT</b> 948-8889	<b>#8 CURVED LEFT TURNOUT</b> 948-8828	<b>#8 CURVED RIGHT TURNOUT</b> 948-8829		
						
<b>#6 3-WAY</b> 948-8808	<b>#2 WYE</b> 948-8887	<b>#2-1/2 WYE</b> 948-8890	<b>#3 WYE</b> 948-8893	<b>#4 WYE</b> 948-8807	<b>#4 WYE</b> 948-8807	<b>6" TRANSITION TRACK</b> 948-897 948-898
						
<b>39" FLEX TRACK</b> 948-815	<b>BRIDGE TRACK</b> 948-886	<b>TRUSS BRIDGE TRACK</b> 948-899	<b>#6 DOUBLE CROSSOVER</b> 948-8812	<b>#6 DOUBLE SLIP</b> 948-8814	<b>#8 DOUBLE SLIP</b> 948-8896	