

WALTHERS **FLYER**

Your Number One Resource for Model Railroad Product Information

RED-HOT NEWS

**H0 20th Century Limited —
New from Diesels to Lookout Lounge**

NEW MODEL PHOTOS INSIDE

**Platinum Line N6b Cabin Cars,
PROTO 1000 Subway Cars,
Flexi-Vans and More**

LATEST ROADNAMES & NUMBERS

N Scale USRA 0-8-0s



SEPTEMBER 2008

Sale ends 10-31-08

Find a Hobby Shop Near You! Visit walters.com or call 1-800-487-2467

20TH
CENTURY
LIMITED



WHAT'S INSIDE

NEW



HO PROTO 2000 F7 GN "Big Sky Blue"
920-40659 series | pgs 12-13

NEW



HO Transfer Table & Rail Shops Series
933-2968 | pgs 6-7

NEW



HO PROTO 1000 R21-22 Subway Cars
920-31018 | pg 8



WELCOME

We have plenty of exciting news in this issue!

FIRST ANNOUNCEMENT! The 1948 New York Central *20th Century Limited* is coming to HO with 9 all-new cars, new E7s and special extras available only with these First Edition models. Turn to pages 4-5 for a sneak preview!

And there's more! See pages 8-9 for upcoming models from your favorite brands such as PROTO 1000™ and Walther's Platinum Line™.

For more product info or to make your advance reservations, visit your participating hobby dealer, go to walthers.com or call 1-800-487-2467.

Happy Modeling!

Phil Walther

WHAT'S HOT

Like the prototype, Walther's 1948 *20th Century Limited* is "New From Diesels to Lookout Lounge!"

Read about the new models — and the special extras included only in the First Edition — on pages 4-5!

CONTENTS

HO Scale 20th Century Limited	Pages 4 & 5
HO Scale Rail Shops & Accessories	Pages 6 & 7
New Products from Walther's	Pages 8 & 9
New Arrivals at Walther's	Pages 10 & 11
Model Four Generations of Passenger Operation	Pages 12 & 13
HO Scale	Pages 14-17, 20-51
HO Scale Yellow & Gray Milwaukee Road Cars	Pages 18 & 19
Life-Like Racing from Walther's	Pages 52 & 53
N Scale	Pages 54-62, 85
Z Scale	Page 62
G Scale	Page 63
O & On30 Scale	Pages 63-65
1/50 Scale	Page 65
All Scale	Pages 66-78, 80-84
2009 Walther's Reference Books	Page 79
Fabulous Fall Buys	Pages 86 & 87



HO Platinum Line PRR Cabin Car
932-7650 series | pg 8



2009 Reference Books | HO and N&Z Editions
pg 79

20TH CENTURY LIMITED

MAKE YOUR
RESERVATIONS
FOR THE
FIRST EDITION
OF THE NEW



Even near the end of its life the 20th Century Limited was still a classy train. An early morning in the late 60s finds the train rolling off the last few miles into Chicago. *Photo by Mike Schafer*

- Based on 1948 Train
- 9 Completely New Cars
- Authentic Paint & Lettering
- Superbly Detailed Inside & Out
- PROTO-Max™ Die Cast Metal Knuckle Couplers
- Matching PROTO 2000® E7 Diesels
- First Car Arrives Winter 2008

20th Century Limited

AVAILABLE ONLY WITH FIRST EDITION MODELS:

- Certificate of Authenticity
- Special Equipment History Pamphlet
- Classic Figure Set & Red Carpet

RESERVE NOW
LIMITED TIME OFFER!



Many a happy daydream began when readers of such popular magazines as Life, Look, Colliers and the Saturday Evening Post opened to full-page, full-color ads showcasing the 20th Century Limited. This famous photo, staged inside New York's Grand Central Terminal, showcases every element of the flagship streamliner at its elegant best. *Photo courtesy Bob Yanosey/Morning Sun Books, Inc.*

No other train fired the imagination like New York Central's 20th Century Limited. Its exclusive clientele and blistering 16-hour schedule between New York and Chicago made it the stuff of legends for 65 years. A favorite with business and industry leaders, its luxurious accommodations — including a red carpet on the platform at New York — also attracted stars of stage and screen, further fueling the train's celebrity status and romantic image.

Now you can book your trip aboard this famed streamliner, with this exciting series of HO Scale models from Walthers, coming in 2008-2009. Like the prototype, Walthers Century is "Completely New from Diesels to Lookout Lounge," with nine superb cars finished in striking two-tone gray, and matching PROTO 2000® EMD E7 Phase II diesels available in Sound & DCC or standard DC versions.

Order now, and you'll get the special extras included only with the First Edition models, including a special certificate of authenticity, and an in-depth history of each car and loco!

But there's more — ***you'll also receive a one-of-a-kind figure and accessory set, based on the classic publicity photo that defined "Century" elegance at its finest.*** The set includes eight hand-painted figures and accessories, plus a 12" long reproduction of the famed red carpet rolled out for passengers as they boarded this flagship train!

Remember, these "extras" will only be available in the First Edition models. Don't delay — make your reservations for this amazing replica at your participating dealer today! To find a hobby shop near you, call 1-800-487-2467 or visit walthers.com.

Expand 20th Century Service with these Accessories!

Flagship of the fleet, your new 20th Century Limited deserves the very best — make sure your railroad is ready with these Cornerstone Series® kits and accessories:

Union Station

933-3094 \$64.98

Butterfly Style Station Platforms

933-3175 \$27.98

REA Transfer Building

933-3095 \$47.98

REA 50' Express Reefer

932-6241 \$27.98

Commissary/Freight Transfer Background Building

933-3173 \$31.98

Railroad Passenger Super Set

(90 Pieces) 590-1014406 \$91.98

PROTO 2000 EMD E7 Phase II Diesels (Prices TBA)



NEW A-B Set w/Sound and DCC | 920-40993 #4028 & #4198 | 920-40995 #4025 & #4109

NEW A Unit w/Sound & DCC | 920-40994 #4028 | 920-40996 #4029

NEW A-B Set Standard DC | 920-47993 #4026 & #4110 | 920-47995 #4027 & #4111

NEW A Unit Standard DC | 920-47994 #4030 | 920-47996 #4031

HO New York Central 20th Century Limited \$64.98 Each (Unless Noted)



NEW 60' "Full" Railway Post Office #5017-20 | 932-9317 NYC | 932-9460 Undecorated



NEW "... Bridge" Series 4-4-2 Sleeper | 932-9311 NYC | 932-9340 Undecorated



NEW "... River" Series 10-6 Sleeper | 932-9313 NYC | 932-9380 Undecorated



NEW "... Shore" Series Club-Lounge | 932-9310 NYC | 932-9320 Undecorated



NEW Kitchen-Dormitory #474-75 | 932-9318 NYC | 932-9320 Undecorated



NEW 68-Seat Full-Length Dining Car #400-03 | 932-9316 NYC | 932-9440 Undecorated



NEW "Port..." Series 12 Double-Bedroom Sleeper | 932-9314 NYC | 932-9400 Undecorated



NEW "... Bay" Series 22-Roomette Sleeper | 932-9315 NYC | 932-9420 Undecorated



NEW "... Creek" Series 5-Double Bedroom Buffet-Lounge-Observation | \$69.98 | 932-9312 NYC
932-9360 Undecorated

Support Facilities Expand

RAIL SHOPS

In addition to the big car and locos shops, a typical complex included many smaller buildings that

provided support services.

Many were dedicated manufacturing facilities, such as foundries, blacksmith and machine shops, where raw materials were formed and finished into replacement parts.

In an era when wood was commonly used in freight and passenger cars (and earlier, in engine cabs), mills, woodworking and carpentry shops turned out all kinds of interior fittings, as well as dimensional lumber for new construction and repairs.

Separate shops also handled specific types of work, such as rebuilding trucks, brake gear and other equipment.

Keeping track of and storing such a wide range of raw materials also required specialized storage and warehouse buildings, often with their own sidings to speed unloading of supplies. Overhead cranes were often located nearby as well, to handle large and heavy items such as wheels.

Many shop complexes had their own powerhouses and distribution networks to provide a constant supply of electricity, as well as pipelines that carried steam and compressed air throughout the entire facility.

Industrial-style water towers were also found in many of these operations, providing a ready supply of water for cleaning, plumbing, fire protection and more.

With appropriate signs and details, virtually any industrial building kit can be adapted for your railroad shop scene. Typically, these buildings would be located fairly close to larger buildings, such as the Railroad Shop or Car Shop to facilitate handling repair parts moving to and from the various buildings.

Here are just a few ideas to get you started, and you'll find more Cornerstone Series® buildings at your participating dealer, online at walthers.com or in the new 2009 HO Reference Book (#913-209, \$14.98 – coming soon in September).




Transfer Table

HO Cornerstone Series® Built-ups
933-2968 | \$329.98 | Winter '08

Transfer Table Pit Extension

HO Cornerstone Series Built-ups
933-2969 | \$69.98 | Winter '08



Car Shop

HO Cornerstone Series Kit
933-3040 | \$47.98 | Fall '08



Engineering Office

New HO Cornerstone Series Kit
933-2967 | \$44.98 | Fall '08

Operations at Your Shop Complex



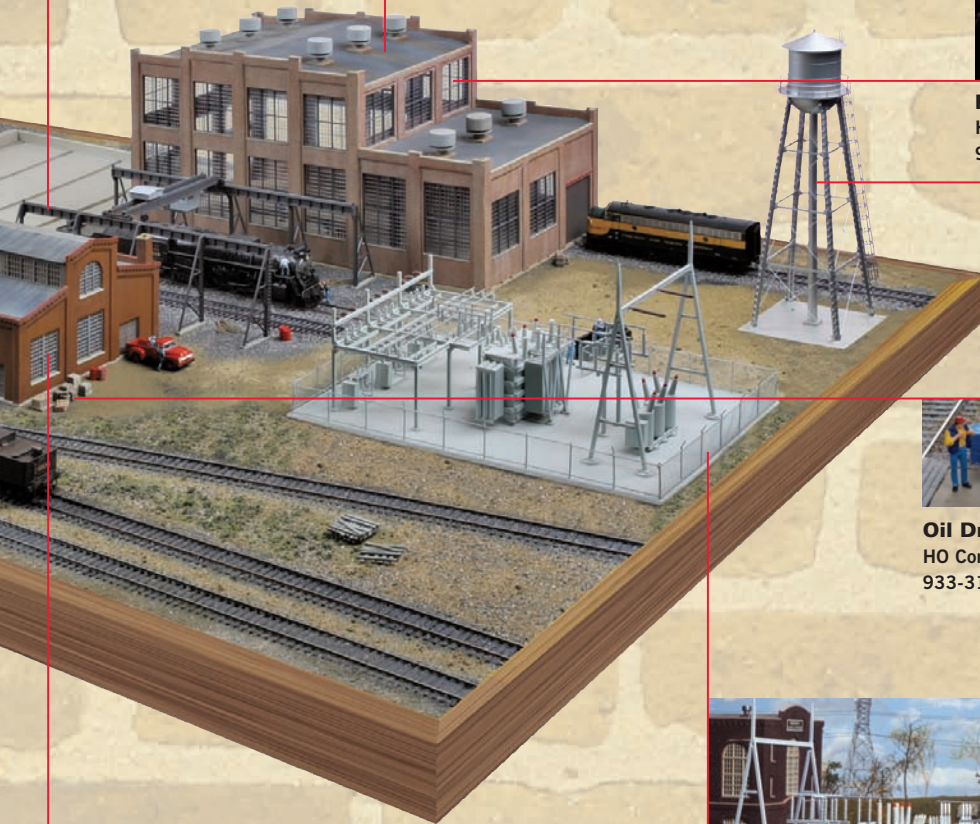
Overhead Traveling Crane
HO Cornerstone Series Kit
933-3102 | \$15.98



Railroad Shop
HO Cornerstone Series Kit
933-2970 | \$69.98 | Fall '08



Heavy-Duty Overhead Crane
HO Cornerstone Series Kit
933-3150 | \$13.98



Oil Drum & Figure Set
HO Cornerstone Series Details
933-3100 | \$12.98



City Water Tower - Silver
HO Cornerstone Series
Built-ups
933-2826 | \$31.98



Northern Light & Power Substation
HO Cornerstone Series Kit
933-3025 | \$27.98



Dayton Machine Co.
HO Cornerstone Series Built-ups
933-2823 | \$41.98

FIND A HOBBY SHOP NEAR YOU!
VISIT WALTHERS.COM OR CALL 1-800-487-2467

NEW

Stay up-to-date on the newest products with the Walthers Flyer. On these pages you'll find the latest news and information about Walthers and Life-Like releases in all scales, which include:

Advance Reservations — Brand-new products introduced here for the first time. Reserve now for future delivery (visit walthers.com for delivery updates).
New Arrivals — Items now in stock at participating dealers, or ready to ship from the Walthers warehouse.

**ADVANCE
RESERVATION****Did You Know?**

Purchased in two classes, R21 in 1956-57 and R22 in 1957-58, these cars were in revenue service up to 1987, and some are still used in work service.

**NEW HO** **PROTO 1000™ R21/22
Subway 4-Car Set**

October Delivery
 \$219.98

- Ready to Run
- Factory Installed Pantograph Gates
- PROTO-Max™ Metal Knuckle Couplers
- Directional Lighting
- Interior Lighting
- Skew-Wound Motor with Dual Flywheels

920-31018 New York City Transit
 #7656 (Powered) and #7697, #7703
 & #7728 (Unpowered)

NEW HO **Platinum Line™ PRR
N6b Center Cupola
Wood Cabin Car (Caboose)**

November Delivery
 Single Car \$44.98 Each
 Limited-Run 2-Pack \$84.98

- Ready to Run
- All Grab Irons Installed
- All Detail Parts Added
- RP-25 Metal Wheels
- PROTO-Max Metal Knuckle Couplers
- Sloped Side Center Cupola
- Authentic Pennsylvania Prototype
- Perfect for Steam- & Diesel-Era Layouts



932-7651
 Roman Lettering & Bars
 932-27651 2-Pack



932-7652
 Keystone at Top
 932-27652 2-Pack



932-7653
 Keystone in Middle
 932-27653 2-Pack

Undecorated version also available
 932-7650 Undecorated Kit
 Some Assembly Required

ADVANCE RESERVATION

NEW HO Gold Line™ Flexi-Van Flat Cars

November Delivery

Single Car \$44.98 Each

Limited-Run 2-Pack \$89.98

- Ready to Run
- New Schemes & Door Styles
- RP-25 Metal Wheels
- Includes Two 40' Trailers w/Road-Specific Door Detail
- Additional Trailers & Bogies Available Separately

932-40851 NYC

932-240851 2-Pack

932-40852 NYC

932-240852 2-Pack

932-40853 Pittsburgh & Lake Erie

932-240853 2-Pack

932-40854 Penn Central

932-240854 2-Pack

932-40855 NIFX

932-240855 2-Pack

932-40856 NIFX

932-240856 2-Pack



NEW HO Flexi-Van Trailer - Kit

November Delivery
\$14.98 Each



933-1691 NYC (Side Door)



933-1692 NYC



933-1693 Pittsburgh & Lake Erie

- Perfect for Flexi-Van Flats
- Use as Highway, Dock or Car Detail
- Includes Trailer Bogie



933-1694 Penn Central



933-1695 MILW (Side Door)



933-1696 MILW (Side Door)

Did You Know?

Flexi-Vans moved bulk mail and express shipments into the 1960s on the Santa Fe's Grand Canyon and Fast Mail, Milwaukee Road Hiawathas, IC's Panama Limited, NYC's Wolverine and others. The cars were usually coupled between the locos and express/baggage cars, or behind the last car to facilitate en route switching. Most of these shipments ended in 1967 when the Post Office cancelled railroad mail contracts.



NEW HO Cornerstone Series® Built-ups

Imperial Foods

November Delivery

\$54.98

- Fully Assembled
- Instant Fun & Realism
- Use with Any Railroad, Any Era

933-2852 Imperial Foods

Measures: 10-1/2 x 8"



Rear view



NEW HO Gold Line Thrall 65' Mill Gondola

November Delivery

Single Car \$19.98 Each

- Ready to Run
- RP-25 Metal Wheels
- PROTO-Max™ Metal Knuckle Couplers
- Modeler Installed Grab Irons Included
- Authentic Paint & Lettering
- Paper, Steel & Scrap Industry Favorite



932-3285 Penn Central



932-3286 MILW



932-3287 CSX



932-3288 CNW

¹Union Pacific licensed product

NEW AT WALTHERS



NEW HO Mark 4 Code 100 Turnout #8

Atlas
150-285 Left
150-286 Right
Reg. Price: \$18.65 Sale: **\$14.98**



NEW HO Modern Hooded Signal Heads

BLMA
176-4039 Lighted & Assembled
pkg(2)
Reg. Price: \$19.95 Sale: **\$16.98**



NEW HO Swartz Paint Supply - Kit

Downtown Deco
244-1044 Swartz Paint Supply
Reg. Price: \$49.95 Sale: **\$41.98**



NEW HO Toyota HZ J78

Busch
189-43506 Crocodile Farm Miami
Reg. Price: \$25.99 Sale: **\$19.98**



NEW N Postal Workers

Model Power
490-1379 Postal Workers pkg(9)
Reg. Price: \$7.98 Sale: **\$5.98**



Walthers Exclusive

NEW HO 1950s PD 4103 Intercity Bus Greyhound

Classic Metal Works Mini Metals
221-32101 Destination: New York City
221-32102 Destination: Los Angeles
221-32103 Destination: Chicago
221-32104 Blank Destination Sign
Reg. Price: \$21.99 Sale: **\$19.98**



NEW Z Grandfather w/Children

Preiser
590-88557 Grandfather w/Children
pkg(6)
Reg. Price: \$15.99 Sale: **\$12.98**



NEW O Two Story House - Kit

Atlas O Trainman®
151-2009002 Two Story House
Reg. Price: \$24.95 Sale: **\$21.98**



NEW On30 Turntable

Peco
552-LK555 Turntable
Reg. Price: \$116.99 Sale: **\$89.98**



NEW 1/50 Mack MP Series Dump Truck

First Gear
283-503128 Black Cab, Silver Dump
Bed
283-503129 Red Cab, Black Dump
Bed
283-503130 Yellow Cab, Black Dump
Bed
Reg. Price: \$61.95 Sale: **\$54.98**




NEW HO Drive 'n Dine - Assembled

Woodland Scenics Built & Ready®
785-5029 Drive 'n' Dine
Reg. Price: \$89.98 Sale: **\$74.98**



NEW N 1978 Ford Fairmont pkg(2)

Atlas
150-60000015 Creme
150-60000016 Dark Jade Metallic
150-60000017 Medium Chestnut
150-60000018 Polar White
150-60000019 Russet Metallic
Reg. Price: \$13.95 Sale: **\$11.98**



NEW Rio Grande in Color

Morning Sun Books
484-1319 Volume 4: Late Steam and
First-Generation Diesels
Reg. Price: \$59.95 Sale: **\$51.98**




NEW Mini Ball Peen Hammer

Zona Tools
795-37109 8-1/8" Long
Reg. Price: \$7.95 Sale: **\$5.98**



NEW Autumn Deciduous Tree

Bachmann SceneScapes®
160-32051 3-4" pkg(3)
Reg. Price: \$10.50 Sale: **\$7.98**



NEW Union Pacific Scrapbook DVD

MBI
503-147093 Union Pacific Scrapbook
Reg. Price: \$29.50 Sale: **\$24.98**



NEW N Sawdust Burner - Kit

Yesteryear Creations
804-2 Sawdust Burner
Reg. Price: \$32.50 Sale: **\$27.98**



NEW Clamshell Airbrush Set

Badger Air Brush
165-175CS Model 175
Reg. Price: \$126.00 Sale: **\$89.98**



NEW N 1959 Ford Fairlane 4-Door Sedan
Classic Metal Works Mini Metals
221-50293 Wedgewood Blue pkg(2)
Reg. Price: \$13.00 Sale: **\$9.98**




NEW 1/50 Mack Granite MP Hitachi w/Tri-Axle Lowboy Trailer
First Gear
283-503118 Black, Orange
Reg. Price: \$79.95 Sale: **\$69.98**



NEW HO Backyard Birthday
Woodland Scenics Scenic Accents®
785-1935 Backyard Birthday
Reg. Price: \$18.98 Sale: **\$14.98**



NEW HO Single-Track Arched Bridge - Assembled, Metal
Vollmer
770-2566 Single-Track Arched Bridge
Reg. Price: \$89.99 Sale: **\$74.98**



NEW Boston & Maine Steam Weekend Chief
779-162 Volume 1: Class P-3, P-4 and P-5 Pacifics
Reg. Price: \$20.00 Sale: **\$17.98**



NEW HO On The Farm
Faller
272-151060 On The Farm pkg(8)
Reg. Price: \$16.99 Sale: **\$13.98**



NEW N Snap-In Digital Command Control Decoders w/No Sound
MRC
500-1659 Fits Kato F Unit Locomotives
Reg. Price: \$33.98 Sale: **\$27.98**



NEW O Rural Station - Kit
Atlas O Trainman®
151-2009000 Rural Station
Reg. Price: \$24.95 Sale: **\$21.98**



NEW N Picket Fence
BLMA
176-700 Picket Fence
Reg. Price: \$14.50 Sale: **\$11.98**



NEW HO Soviet Union WWII T-80 Tank
Heiser's Models
323-264 T-80
Reg. Price: \$14.99 Sale: **\$11.98**



NEW Solider Summit Assault DVD
Pentrex
561-2808 Solider Summit Assault
Reg. Price: \$29.95 Sale: **\$24.98**

NEW HO LED Gas Light
Brawa Pin-Socket System
186-5834 2" 5cm pkg(2)
Reg. Price: \$42.99 Sale: **\$34.98**



NEW HO PRR Style Passenger Shelter - Assembled
State Tool & Die
661-525 PRR Style Passenger Shelter
Reg. Price: \$12.40 Sale: **\$10.98**



NEW The Art Of Model Railroad 2009 Calendar
Kalmbach
400-68155 The Art Of Model Railroad 2009
Reg. Price: \$12.95 Sale: **\$10.98**




NEW Gras-Master®
Noch
528-60131 Gras-Master
Reg. Price: \$249.99 Sale: **\$199.98**



NEW HO Limited Edition 1932 Ford Hot Rod Roadster
Ricko
636-38797 Red
636-38997 Black
Reg. Price: \$19.98 Sale: **\$15.98**



NEW N Fire Lookout Tower - Kit
Yesteryear Creations
804-5 4" Fire Lookout Tower
Reg. Price: \$29.99 Sale: **\$24.98**



NEW HO Berlin Residential Fence - Kit
Noch
528-13352 Berlin Residential Fence
Reg. Price: \$20.99 Sale: **\$16.98**



NEW HO Ferry Boat - Kit
Faller
272-131007 Ferry Boat
Reg. Price: \$75.99 Sale: **\$59.98**



NEW HO Window Mounted Air Conditioner Kit
BLMA
176-4109 Window Mounted Air Conditioner pkg(12)
Reg. Price: \$12.95 Sale: **\$10.98**



NEW N Maxi Stack III 5-Unit Intermodal Well Car
Deluxe Innovations
238-210701 BNSF #1
238-210711 BNSF #2
238-211001 SP #1 (speed lettering)
238-211011 SP (speed lettering)
Reg. Price: \$94.95 Sale: **\$81.98**



MODEL FOUR GENERATIONS OF PASSENGER OPERATION

The 1960s were tough times for America's railroads. Freight business was down and passenger service was a shadow of what it had been a few years earlier. Looking for new solutions, the Great Northern turned to an outside marketing firm, resulting in a completely new corporate identity. In 1967, equipment began emerging from the shops in a bold new color scheme that combined "Big Sky Blue" with black roofs, and simple white logos and lettering.

Prominently featured in advertising and promotional materials for the "Empire Builder," the blue paint couldn't stop the rising tide of red ink. For decades, GN, Burlington and Northern

Pacific had tried to merge into a single system, and after several years of legal wrangling, the new Burlington Northern finally came into being in March 1970. Along with locos and freight cars, the passenger fleet received a new scheme, this time in Cascade Green with a large white stripe, quickly dubbed the "hockey stick" by railfans.

This would prove to be the last gasp for the BN's own passenger service, as Amtrak began operations in May 1971. Picking and choosing equipment from member railroads, several of the repainted BN cars, along with some still in Big Sky Blue and Empire Builder orange and green (as well as

cars from other lines, still in their previous owners paint schemes) were pressed into Amtrak service. While Amtrak began applying its own Platinum Mist scheme in 1972, the brilliant colors of the "rainbow era" lasted into the 1980s. Serving for some years in Amtrak service, many of the cars were retired as soon as new equipment became available.

Walthers has a complete selection of cars to accurately model GN, BN and Amtrak trains in HO Scale from the mid-1950s to the 80s. A complete 1955 "Empire Builder" consist can be created with the 932-9031 series, which features the original orange, green and yellow scheme with the

train name in the letter board. Matching PROTO 2000® F units are available in both sound and DCC, and standard DC versions. You can also model the 1967-70 version, with cars and matching F Units in Big Sky Blue. For BN operations, all cars are offered in the "hockey stick" scheme. Amtrak choose several styles of conventional cars from the GN/BN fleet and the models can be used as-is to model the early days. These same cars are offered in the Phase I scheme for later operations. Check out the selection at your nearest hobby shop, or see the complete listing in the 2009 HO Reference Book and online at walthers.com.



920-40659 #474-A & 370-B | 920-40660 #474-D & 371-B

HO GN "Big Sky Blue" Passenger Cars



ACF 60-Seat Coach | 932-9043 \$44.98



ACF Railway Post Office-Baggage Car | 932-9048 \$44.98



P-S 7-4-3-1 Sleeper | 932-9055 \$44.98



ACF Coffee Shop Lounge | 932-9062 \$44.98



ACF Baggage-Dormitory | 932-9067 \$44.98



P-S 6-5-2 Sleeper | 932-9072 \$44.98



ACF 36-Seat Diner | 932-9080 \$44.98



Budd 46-Seat Vista Dome Coach | 932-9091 \$49.98



Budd Great Dome Lounge Smooth Side | 932-6521 \$54.98

HO Burlington Northern "Hockey Stick" Cascade Green, White Passenger Cars



ACF Coffee Shop Lounge | 932-9063 \$44.98



Budd 46-Seat Vista Dome Coach | 932-9092 \$49.98



P-S 6-4-1 Observation | 932-9086 \$49.98

More cars are available in the BN "Hockey Stick" (Cascade Green, White) scheme. See walthers.com for specific product listings and availability.

**FIND A HOBBY SHOP NEAR YOU!
VISIT WALTHERS.COM
OR CALL 1-800-487-2467**



HO U30B Phase I
PROTO 2000® from Walthers. Accurate replicas of Phase I units, models feature the proper radiator arrangement under the rear intake grilles, a five-pole, skew-wound motor with dual flywheels, heavy diecast chassis and applied detail parts. Equipped with an 8-pin DCC plug socket so you can add the decoder of your choice.
920-31109 L&N #2509
920-31111 ACL #978
Reg. Price: \$139.98 Sale: \$74.98



HO Alco RS-27
PROTO 2000 from Walthers. Notable features include a heavy die cast chassis, five-pole skew-wound armature motor, precisely meshed worm gear and spur teeth for silent running, magnetic knuckle couplers and prototype specific details. Available with or without factory-installed sound and DCC.
Standard DC
920-31343 PRR #2400
920-31358 PC #2413
920-31361 CR #2402
920-31355 Undecorated
Reg. Price: \$139.98 Sale: \$99.98



HO U30B Phase I
PROTO 2000 from Walthers. Features a five-pole, skew-wound motor with dual flywheels, heavy diecast chassis and factory-installed QSI® sound system and DCC decoder that can be operated on DC or DCC layouts.
920-31413 Undecorated
Reg. Price: \$249.98 Sale: \$169.98



HO EMD GP30 High Hood Phase II
PROTO 2000 from Walthers. Equipped with factory-installed sound and DCC, this high short hood loco features a heavy diecast chassis, five-pole motor with skew-wound armature, precisely meshed worm gear & spur teeth for silent running, LED directional headlights, magnetic knuckle couplers and prototype-specific details. A consumer-applied parts pack is included.
920-40176 Undecorated
Reg. Price: \$249.98 Sale: \$150.98



NEW HO EMD F7
PROTO 2000 from Walthers. Sporting an all-new drive, these superbly detailed locos are equipped with a five-pole, skew-wound motor, 14:1 gear ratio for easy multiple-unit operations and helical gears for ultra-quiet & smooth running. Prototype-specific details include with or without dynamic brakes, full or partial fuel tank skirts, correct grab iron style and placement for each roadname and much more. Both A&B units are powered. They're available with or without dual mode QSI sound and DCC. Sound and DCC-equipped models can be operated on either DC or DCC.

A-B Set With Sound & DCC
920-40639 B&O #4508 & #5460 (solid blue w/sill stripe)
920-40640 B&O #4523 & #5475 (solid blue w/sill stripe)
920-40647 CNW¹ #4089A & 4091B (yellow, green)
920-40648 CNW¹ #4092C & #4092B (yellow, green)
920-40649 Rock Island #120 & 120B (black, red)
920-40650 Rock Island #123 & 123B (black, red)
920-40657 CN #9028 & #9029 (olive, yellow)
920-40658 CN #9030 & #9037 (olive, yellow)
920-40659 GN #474-A & #370-B (Big Sky Blue)
920-40660 GN #474-D & #371-B (Big Sky Blue)
Price: \$399.98

A-B Set Standard DC
920-47631 UP¹ #1471 & 1471B (yellow, gray)
920-47632 UP¹ #1476 & 1476B (yellow, gray)
920-47635 PRR #9768-A & 9768-B (Brunswick Green w/single buff stripe)
920-47636 PRR #9814-A & 9814-B (Brunswick Green w/single buff stripe)
920-47639 B&O #4508 & #5460 (solid blue w/sill stripe)
920-47640 B&O #4523 & #5475 (solid blue w/sill stripe)
920-47648 CNW #4094C & #4093B (yellow, green)
920-47649 Rock Island #120 & #120B (black, red)
920-47650 Rock Island #123 & #123B (black, red)
920-47653 DRGW¹ #5671 & 5672 (aluminum, orange, single stripe)
920-47654 DRGW¹ #5674 & 5673 (aluminum, orange, single stripe)
920-47657 CN #9028 & #9029 (olive, yellow)
920-47658 CN #9030 & #9037 (olive, yellow)
Price: \$299.98

**ANY PRODUCT FROM
WALTHERS 2009 HO
REFERENCE BOOK
IS JUST A PHONE
CALL AWAY!**

**To Order Call
1-800-4TRAINS**



A-A Set With Sound & DCC

920-40643 Wabash #1144 & #1144A (blue, aluminum)
920-40644 Wabash #1147 & #1147A (blue, aluminum)
Price: \$399.98

A-A Set Standard DC

920-47643 Wabash #1144 & 1144A (blue, aluminum)
920-47644 Wabash #1147 & #1147A (blue, aluminum)
Price: \$299.98

A Unit With Sound & DCC

920-40641 B&O #4538 (solid blue w/sill stripe)
920-40642 B&O #4539 (solid blue w/sill stripe)
920-40645 Wabash #1173 (blue, aluminum)
920-40646 Wabash #1173A (blue, aluminum)
920-40651 Rock Island #124 (black, red)
920-40652 Rock Island #127 (black, red)
Price: \$209.98

A Unit Standard DC

920-47638 PRR #9815A (Brunswick Green w/single buff stripe)
920-47641 B&O #4538 (solid blue w/sill stripe)
920-47642 B&O #4539 (solid blue w/sill stripe)
920-47645 Wabash #1173 (blue, aluminum)
920-47646 Wabash #1173A (blue, aluminum)
920-47651 Rock Island #124 (black, red)
920-47652 Rock Island #127 (black, red)
Price: \$149.98

B Unit With Sound & DCC

920-40633 UP¹ #1471C (yellow, gray)
920-40634 UP¹ #1476C (yellow, gray)
920-40655 DRGW¹ #5662 (aluminum, orange, single stripe)
920-40656 DRGW¹ #5663 (aluminum, orange, single stripe)
Price: \$209.98

B Unit Standard DC

920-47633 UP¹ #1471C (yellow, gray)
920-47634 UP¹ #1476C (yellow, gray)
920-47655 DRGW¹ #5662 (aluminum, orange, single stripe)
920-47656 DRGW¹ #5663 (aluminum, orange, single stripe)
Price: \$149.98



HO EMD F40PH

Walthers Trainline®
931-330 Amtrak® #231 Phase III (w/Operation Lifesaver markings)
931-333 Regional Transportation Authority (RTA) Chicago
931-334 CSX
Reg. Price: \$59.98 Sale: \$39.98

¹Union Pacific licensed product



NEW HO **Alco RSC-2**
PROTO 1000® from Walthers. Models feature a five-pole, skew-wound motor and dual flywheels, 12-wheel drive and electrical pickup, directional headlights and knuckle couplers.
920-35202 SCL #1101
920-35204 SOO #369
920-35205 SOO #371
920-35206 UP¹ #1283
920-35207 UP¹ #1289
Price: \$104.98



NEW HO HO **EMD SD7**
PROTO 2000® from Walthers. Features include a five-pole skew-wound motor, dual machined brass flywheels, RP-25 wheels, a heavy die cast chassis, magnetic knuckle couplers, constant and directional headlights, all-wheel drive and electrical pickup and prototype-specific detailing.
920-47725 Bessemer & Lake Erie #451 (orange, black)
920-47729 CNW¹ #1660 (green)
920-47730 CNW¹ #1662 (green)
920-47731 GN #569 (Big Sky Blue)
920-47733 PRR #8588 (Dark Green Locomotive Enamel)
920-47734 PRR #8589 (Dark Green Locomotive Enamel)
920-47735 Chessie #1826 (orange, yellow, vermillion)
920-47736 Chessie #1829 (orange, yellow, vermillion)
920-47737 Undecorated
Price: \$139.98



HO **Alco FA-1**
Walthers Trainline®
931-205 PRR #9600A
931-207 ATSF #202A
931-235 GN #279A
931-238 Long Island #607
Reg. Price: \$41.98 Sale: \$31.98



HO **Alco FB-1**
Walthers Trainline
931-265 SOU #2853B
931-275 GN #279A
931-276 NH #0453 (McGinnis Schme, orange, black, white w/large NH)
931-277 SP&S
Reg. Price: \$41.98 Sale: \$31.98



HO **Fairbanks-Morse H10-44 Powered Standard DC**
PROTO 2000 from Walthers. This completely new model features prototype-specific detailing, magnetic knuckle couplers, all-wheel drive and electrical pickup, machined brass flywheel, constant and directional headlights, RP-25 wheels, a heavy die cast chassis and a five-pole skew-wound motor.
920-47776 ATSF #502 (Zebra Stripes)
920-47777 B&O #9701 (blue, yellow, full name)
920-47778 B&O #9709 (blue, yellow, full name)
920-47779 CNW¹ #1049 (Route of the Streamliners, green, yellow)
920-47780 CNW¹ #1050 (Route of the Streamliners, green, yellow)
920-47781 CNJ #9703 (blue, yellow)
920-47782 CNJ #9706 (blue, yellow)
920-47783 MILW #1820 (as-built orange & gray)
920-47785 NKP #126 (black, Dulux Gold w/Scare stripes)
920-47786 NKP #132 (black, Dulux Gold w/Scare stripes)
920-47788 NYC #9101 (black, P&LE sublettering)
Price: \$139.98



HO **EMD GP30 High Hood Phase I**
PROTO 2000 from Walthers. Feature a heavy diecast chassis, five-pole motor with skew-wound armature, precisely meshed worm gear & spur teeth for silent running, LED directional headlights, magnetic knuckle couplers and prototype-specific details. A consumer-applied parts pack is included.
Standard DC
920-40153 N&W #542 (Gothic Herald)
920-40161 N&W #563 (Block NW)
920-40175 Undecorated
Reg. Price: \$139.98 Sale: \$84.98



HO **GP9M**
Walthers Trainline
931-103 ATSF (blue, yellow)
931-104 CN #4497 (red, black, "North America" scheme)
931-111 MILW #974 (orange, black)
931-113 ATSF #2065 (Superfleet® scheme)
931-114 CP Rail #1522 (red, white, "Dual Flags" scheme)
931-120 BNSF #3820 (orange, green, "Pumpkin")
931-128 SOO (Candy Apple Red, white)
931-129 DRGW¹
Reg. Price: \$41.98 Sale: \$31.98

¹Union Pacific licensed product



HO **USRA Heavy 2-10-2**
PROTO 2000 Heritage Series Steam from Walthers. Perfect for handling long heavy freight trains, 2-10-2s ran until the end of steam. These models feature a five-pole, skew-wound motor and lots of applied details. They're available with or without Quantum sound and DCC decoder. sound-equipped versions will run on standard DC layouts.

Southern Valve Gear With Sound & DCC
920-60014 CB&Q #6302
920-60015 CB&Q #6306
920-60022 Bessemer & Lake Erie #521
920-60023 Bessemer & Lake Erie #524
920-60012 Unlettered

Reg. Price: \$469.98 Sale: \$219.98

Southern Valve Gear Standard DC

920-60010 Colorado & Southern #908
920-60011 Colorado & Southern #909
920-60016 CB&Q #6303
920-60017 CB&Q #6308
920-60024 Bessemer & Lake Erie #522
920-60025 Bessemer & Lake Erie #525r
920-60013 Unlettered

Reg. Price: \$359.98 Sale: \$169.98

Baker Valve Gear With Sound & DCC

920-60018 IC #2924
920-60019 IC #2952
920-60026 Painted, Unlettered
Reg. Price: \$469.98 Sale: \$219.98

Baker Valve Gear Standard DC

920-60020 IC #2958
920-60021 IC #2933
Reg. Price: \$359.98 Sale: \$169.98



HO **GE B23-7 Standard DC**
Atlas Master Silver™. Powered loco features a die cast chassis, can motor with dual flywheels, directional lighting, Accumate knuckle couplers and roadname-specific details.
150-8068 MP #4643 (blue, white)
150-8069 MP #4661 (blue, white)
150-8072 SP #5112 (gray, scarlet)
150-8077 Seaboard System #5500 (gray, red, yellow)
150-8078 Seaboard System #5505 (gray, red, yellow)
Reg. Price: \$149.95 Sale: \$99.98



Limited Quantity Available

HO **EMD MP15DC**
Atlas Master Silver. Smooth-running model features a roadname-specific body and plenty of applied details. DCC ready with an eight-pin socket for easy decoder installation.
150-9931 L&N #5031 (gray, yellow) w/Square Air Filter Box
150-9932 L&N #5037 (gray, yellow) w/Square Air Filter Box
150-9933 L&N (gray, yellow) No Unit Number, w/Square Air Filter Box
Reg. Price: \$134.95 Sale: \$89.98



HO Alco S-4

Atlas. Detailed switcher features a five-pole skewed-armature motor and dual flywheels for reliability, Accumate knuckle couplers and a diecast chassis. Perfect for post-40s layouts.

150-8750 Undecorated

Reg. Price: \$94.95 Sale: \$64.98



HO USRA 0-6-0 w/Smoke & Slope-Back Tender

Bachmann. Ready-to-run loco features preprinted and lettered plastic body, operating headlight and E-Z Mate® knuckle couplers.

160-50602 ATSF

160-50612 B&O

160-50614 PRR

Reg. Price: \$75.00 Sale: \$59.98



HO 4-4-0 American w/Tender

Bachmann. Ready-to-run loco features preprinted and lettered plastic body, operating headlights and horn-hook couplers.

160-51114 PRR

Reg. Price: \$95.00 Sale: \$74.98



HO 2-6-2 "Prairie" w/Tender & Smoke

Bachmann. Ready-to-run loco features preprinted and lettered plastic body, operating headlight and E-Z Mate® knuckle couplers.

160-51517 DRGW (Flying Rio Grande Lettering)

Reg. Price: \$95.00 Sale: \$74.98



HO 2-6-0 Mogul w/Tender & Smoke

Bachmann. Models feature preprinted and lettered plastic bodies with operating headlights and E-Z Mate couplers. Engines have all-metal chassis, worm gear and flywheel drive, five-pole motor and idler gear box.

160-56514 PRR #3233

160-56520 NYC #1905

Reg. Price: \$95.00 Sale: \$74.98



HO EMD FT-A w/DCC Decoder

Bachmann E-Z Command®

160-60117 DRGW

160-60120 NYC

160-60135 Erie

160-60139 ATSF (blue, yellow)

160-60147 Seaboard

Reg. Price: \$69.00 Sale: \$54.98



HO GE 70-Tonner DCC On Board

Bachmann

160-60602 SP #5106 (gray, red)

160-60603 L&N #98 (black)

160-60604 L&N #99 (black)

Reg. Price: \$69.00 Sale: \$54.98



HO EMD GP35 DCC On Board

Bachmann

160-60701 CR #2273

160-60702 CR #2269

160-60703 CSX #4402

160-60704 CSX #4406

160-60705 CP #8205 (gray, maroon)

160-60706 CP #8210 (gray, maroon)

160-60707 WM #3576 (black, yellow)

160-60708 WM #3579 (black, yellow)

160-60709 CP #5003 (red w/Multi-Mark)

160-60710 CP #5009 (red w/Multi-Mark)

160-60712 DRGW (Flying Rio Grande Lettering)

160-60711 Undecorated

Reg. Price: \$69.00 Sale: \$54.98



HO EMD GP30 DCC On Board

Bachmann

160-60801 RDG #5516

160-60802 RDG #5518

160-60803 GN #3007

160-60804 GN #3009

160-60805 B&O #6918 (Capitol Dome)

160-60806 B&O #6936 (Capitol Dome)

160-60807 PRR #2205

160-60808 PRR #2208

160-60809 NKP #903

160-60810 NKP #905

160-60811 Undecorated

Reg. Price: \$69.00 Sale: \$54.98



HO GE Dash 8-40CW

Bachmann Spectrum®. DCC decoder-equipped locomotive features a diecast frame, a five-pole skew-wound motor, dual flywheels, 12-wheel drive, a working headlight, RP-25 metal wheels and E-Z Mate® Mark II couplers.

160-83502 UP #9374

160-83503 ATSF #808

160-83505 CSX #7661

160-83506 BNSF #812

160-83501 Undecorated

Reg. Price: \$165.00 Sale: \$129.98



HO 2-8-2 Mikado

IHC Premier Gold Series®. Features include applied handrails and coupler lift bars, operating headlights and tender backup lights, working knuckle couplers and blackened-metal RP-25 contour wheels for operation on Code 70 and larger rail. Equipped with an 8-pin DCC socket.

348-27000 ATSF

348-27001 SQU

348-27003 C&O

348-27005 GN

348-27009 CN

348-27016 NYC

348-27021 B&O

348-27024 CB&Q

348-27025 CP

Reg. Price: \$139.98 Sale: \$109.98



HO F2-A

Model Power

490-96807 CR

Reg. Price: \$39.98 Sale: \$29.98



HO Loco-Lift

Peco

552-43 Loco-Lift

Reg. Price: \$29.99

Sale: \$22.98



HO EMD GP38-2 Late Phase

Atlas Trainman™. Features include five-pole skewed armature motor with dual flywheels, separately applied hand rails and end railings, locating dimples for grab irons, true scale dimensions with accurate details and realistic diecast underframe. Equipped with Accumate® couplers and 2600 or 3600 gallon fuel tank to match prototype.

751-902 BN #2152 (green, black, white)

751-904 CR #8260 (blue, white)

Reg. Price: \$79.95 Sale: \$69.98



HO Racing Rails

Life-Like from Walthers. Leading the pack is an F7 diesel with working headlight, four freight cars feature instantly recognizable colors and logos from NASCAR® favorites and a matching caboose brings up the rear. The set is complete with a 56 x 38" 140 x 95cm oval of Power-Loc™ track that includes a terminal rerailer, UL-Listed power pack with forward and reverse, plug-in terminal wires, extra couplers and complete instructions. 433-9101 Racing Rails

Reg. Price: \$89.99 Sale: \$54.98



HO Thomas & Friends Cattle Wagon

Bachmann
160-77030 Cattle Wagon

Reg. Price: \$20.00 Sale: \$14.98



HO Iron Horse

Life-Like from Walthers. An O-4-O UP steam locomotive pulls a tender car, tank car, two-bay hopper, steel door boxcar and eight-wheel caboose around a 38 x 47" Power-Loc oval track layout. Set includes a snap-in bridge and pier set, railroad and road signs, utility poles, street lamps, a pair of extra couplers, UL-listed power pack, illustrated instructions and copy of "Beginner's Guide To Model Railroading." 433-8619 UP

Reg. Price: \$89.98 Sale: \$54.98



HO Thomas & Friends® Coal Wagon

Bachmann
160-77029 Coal Wagon w/Load

Reg. Price: \$20.00 Sale: \$14.98



HO Power Blaster

Life-Like from Walthers. Set includes GP38-2 diesel locomotive with working headlight, stock car, gondola, single-dome tank car, steel door boxcar, matching eight-wheel caboose, snap-in bridge and pier set, 47 x 38" Power-Loc track layout, railroad, street and highway signs, utility poles with transformers, call boxes and street lamps, pair of extra couplers, illustrated instructions and copy of "Beginner's Guide To Model Railroading." 433-21433 ATSF

Reg. Price: \$89.98 Sale: \$54.98



HO Thomas & Friends Well Wagon

Bachmann
160-77031 Well Wagon

Reg. Price: \$20.00 Sale: \$14.98

Union Pacific licensed product



HO Thomas & Friends Toby the Tram Engine

Bachmann
160-58747 Toby the Tram Engine
Reg. Price: \$47.75 Sale: \$34.98



**ANY PRODUCT FROM OUR
2009 HO REFERENCE BOOK IS
JUST A PHONE CALL AWAY!
To Order Call 1-800-4TRAINS**



Division of Wm. K. Walthers, Inc.

NEW AND IMPROVED



New SceneMaster™ Knuckle Couplers Factory-Installed on Cars & Locos in These Sets
Work with Any Manufacturer's Knuckle Couplers

WALTHERS

See your Participating Dealer or call 1-800-487-2467.

Take the Right Track with Life-Like Trains

- Complete HO Starter Sets • Great Selection • Quality Sets at Affordable Prices
- Power-Loc™ Track for Easy Setup • UL-Listed Power Pack



Branch Line | 433-8995 | \$74.98



Iron Horse | 433-8996 | \$109.98



Holiday Rails | 433-8997 | \$109.98



Diesel Thunder | 433-8998 | \$119.98



Freightline USA | 433-8999 | \$209.98

SceneMaster Couplers

- Easy Upgrade for Life-Like Cars & Locos

NEW 433-1436
Two Pair
\$3.29


NEW 433-1427
10 Pair
\$6.98



Find a Hobby Shop Near You! Visit walthers.com or call 1-800-487-2467

YOU ASKED FOR THEM...

**ADVANCE
RESERVATION**




...AND WALTHERS DELIVERS!

NEW HO SCALE YELLOW & GRAY MILWAUKEE ROAD CARS


By late 1954, Union Pacific was unhappy with how long-time partner Chicago & North Western handled UP passenger trains between Omaha and Chicago. Work to find a new route began, and on September 20, 1955, Milwaukee Road president John P. Kiley announced that they would handle UP's trains, including the flagship *City of Los Angeles*, starting October 30.

UP required cars in the *Cities* pool to wear Armour Yellow and Harbor Mist Gray. Milwaukee planned to paint nearly 40 cars for the five trains, but quickly found the UP scheme less expensive to apply and more durable than its own. Starting in 1956, all non-commuter passenger cars and locos began receiving the new colors, which would remain the standard until Amtrak took over in 1971.

Modeling this exciting era is a snap with Walther's latest HO releases, featuring 13 different cars factory-finished in yellow and gray. In addition to specific skirting and trucks, select cars include modeler-applied parts for folded (pre-1963) or fixed (post-1963) steps — shown below — to model early and later versions!



Build select cars with folded steps (pre-1963)...



... Or Install the fixed steps (post-1963)!

Product Features:

- Matches Equipment used 1955-1971
- Correct "UP⁺ Streamliner Scheme" Armour Yellow, Harbor Mist Gray & Red
- Modernized Ends
- Correct Later-Style Diaphragms & Lift Rings
- Build with Folded (pre-1963) or Fixed (post-1963) Car Steps – Both Styles Included as Appropriate
- Notched or Straight Side Sills as Appropriate
- 8' Nystrom Trucks w/Disc or Clasp Brakes as Appropriate
- Die Cast PROTO-Max™ Knuckle Couplers
- Modeler-Applied Wire Grab Irons
- Winter 2008-2009 Delivery* – Reserve Yours Today!
- Price \$54.98 each (Unless Noted)

**FIND A HOBBY SHOP
NEAR YOU!
VISIT WALTHERS.COM
OR CALL 1-800-487-2467**

HO Railway Post Office #2152-53

- Notched Side Sills, 8' Nystrom Trucks w/Clasp Brakes
- 932-9211 Yellow & Gray
- 932-9212 Undecorated

HO Express Car #1 w/Conductor's Window #1330-36

- Modeler-applied Milwaukee or Miner-style Brakewheels
- Correct Ends w/Buffer Plates & No Diaphragms
- Notched Side Sills, 8' Nystrom Trucks w/Clasp Brakes
- 932-9221 Yellow & Gray
- 932-9222 Undecorated

HO Express Car #2 #1317-29

- Modeler-applied Milwaukee or Miner-style Brakewheels
- Modeler-applied Single- or Double-Porthole Doors
- Correct Ends w/Buffer Plates & No Diaphragms
- Notched Side Sills, 8' Nystrom Trucks w/Clasp Brakes
- 932-9291 Yellow & Gray
- 932-9292 Undecorated

HO #535-Series Coach

- Straight Side Sills, 8' Nystrom Trucks w/Disc Brakes
- 932-9281 Yellow & Gray
- 932-9283 Undecorated

- Notched Side Sills, 8' Nystrom Trucks w/Clasp Brakes
- 932-9282 Yellow & Gray
- 932-9284 Undecorated

HO #498-Series 52-Seat Coach

- Steam-Injection Air Conditioning Grille
- Straight Side Sills, 8' Nystrom Trucks w/Disc Brakes
- 932-9301 Yellow & Gray
- 932-9303 Undecorated

- Notched Side Sills, 8' Nystrom Trucks w/Clasp Brakes
- 932-9302 Yellow & Gray
- 932-9304 Undecorated

HO 48-Seat Diner #121-26

- Modeler-applied Milwaukee or Miner-style Brakewheels
- Original or Modified End w/Exposed Brake
- Hooded Vent on B End
- Notched Side Sills, 8' Nystrom Trucks w/Clasp Brakes
- 932-9231 Yellow & Gray
- 932-9232 Undecorated

HO Pullman-Standard Super Dome #50-59

- \$64.98 Each
- Correct GSC 6-Wheel Trucks
- 932-9271 Yellow & Gray
- 932-9272 Undecorated

HO 26-Seat Tap Lounge #172-173

- Modeler-applied Milwaukee or Miner-style Brakewheels
- Original or Modified End w/Exposed Brake
- Hooded Vent on B End
- Factory-installed Rooftop Induction Antenna
- Notched Side Sills, 8' Nystrom Trucks w/Clasp Brakes
- 932-9241 Yellow & Gray
- 932-9242 Undecorated

HO "... Valley" Series #190-97 30-Seat Parlor Car

- Straight Side Sills, 8' Nystrom Trucks w/Disc Brakes
- 932-9251 Yellow & Gray
- 932-9253 Undecorated

- Notched Side Sills, 8' Nystrom Trucks w/Clasp Brakes
- 932-9252 Yellow & Gray
- 932-9254 Undecorated

HO "... Rapids" Series #186-189 Skytop Lounge

- \$64.98 Each
- Notched Side Sills, 8' Nystrom Trucks w/Clasp Brakes
- 932-9261 Yellow & Gray
- 932-9262 Undecorated

AND THERE'S MORE EXCITING EQUIPMENT COMING TO MATCH YOUR YELLOW & GRAY FLEET...

PROTO 2000® EMD E7 Locomotives. More details will be available soon!

*Preproduction model shown; some details may vary.
'Union Pacific licensed product.*



PROTO 2000® EMD E7 Locomotives



Railway Post Office #2152-53 932-9211



Express Car #1 w/Conductor's Window #1330-36 932-9221



Express Car #2 #1317-29 932-9291



#535-Series Coach 932-9281



#535-Series Coach 932-9282




#498-Series 52-Seat Coach 932-9301



#498-Series 52-Seat Coach 932-9302



48-Seat Diner #121-26 932-9231



Pullman-Standard Super Dome #50-59 932-9271



26-Seat Tap Lounge #172-173 932-9241



"... Valley" Series #190-97 30-Seat Parlor Car 932-9251



"... Valley" Series #190-97 30-Seat Parlor Car 932-9252



"... Rapids" Series #186-189 Skytop Lounge 932-9261

HO SCALE | PASSENGER CARS



NEW HO NYC-Style Express Boxcar Troop Sleeper Conversion

Walthers Rolling Stock
932-4157 Rock Island (Pullman Green)
932-4158 Erie
932-4159 Lackawanna
Price: **\$27.98**



HO Express Boxcar (Rebuilt Troop Sleeper)

Walthers Rolling Stock
932-4161 NYC (gray)
Reg. Price: **\$27.98** Sale: **\$19.98**



NEW HO C&O-Style Express Boxcar Troop Sleeper Conversion

Walthers Rolling Stock
932-4166 C&O (Pullman Green)
932-4168 B&O (MOW Green)
Price: **\$27.98**



HO 50' GACX Wood Express Reefer w/GSC Trucks

Walthers Rolling Stock
932-5493 REA (gold lettering)
932-5494 PFE¹ #3
932-5495 URTX
932-5480 Railway Express Agency
932-5483 Union Refrigerator Transit (URTX)
932-5484 WP¹
Reg. Price: **\$27.98** Sale: **\$12.98**



HO 50' GACX Wood Express Reefer w/Pullman Trucks

Walthers Rolling Stock
932-5487 PFE¹ #2
Reg. Price: **\$27.98** Sale: **\$12.98**

24" radius or larger curves recommended for Walthers cars.

¹Union Pacific licensed product



HO Pullman Standard Bilevel Cab Car/Coach

Walthers Rolling Stock
932-6266 Amtrak[®] Phase III
Reg. Price: **\$34.98** Sale: **\$19.98**



HO Budd Former Santa Fe "Pine" Series 10-6 Sleeper

Walthers Rolling Stock
932-9012 Amtrak[®] Phase II
932-9013 Amtrak Phase III
932-9014 Amtrak Phase IV (narrow blue stripe & Dorm-Lounge lettering)
Reg. Price: **\$44.98** Sale: **\$19.98**



HO Pullman-Standard Streamlined 6-5-2 Sleeper

Walthers Rolling Stock
932-9072 GN (Big Sky Blue)
932-9073 BN ("Hockey Stick" green & white)
932-9071 Undecorated
Reg. Price: **\$44.98** Sale: **\$24.98**



NEW HO Milwaukee Road 1955 "Twin Cities Hiawatha" 26-Seat Tap Lounge #172-173

Walthers Rolling Stock
932-9204 MILW
932-9240 Undecorated
Price: **\$44.98**



HO Pullman Heavyweight 8-1-2 Sleeper

Walthers Rolling Stock
932-10053 CB&Q
932-10064 SOO
932-10066 IC
Reg. Price: **\$49.98** Sale: **\$24.98**



HO Santa Fe-Style Heavyweight 70' Coach (Chair Car)

Walthers Rolling Stock
932-10352 ATSF (Pullman Green w/silver roof)
932-10353 ATSF (Two-Tone Gray)
932-10350 Undecorated
Reg. Price: **\$49.98** Sale: **\$29.98**



HO Pullman-Built Heavyweight 36-Seat Diner

Walthers Rolling Stock
932-10153 CB&Q
932-10156 CNW¹
932-10159 SP¹
932-10161 DRGW¹
932-10163 GN
Reg. Price: **\$49.98** Sale: **\$24.98**



HO Pullman Heavyweight 3-2 Observation-Lounge

Walthers Rolling Stock
932-10252 ATSF
932-10253 CB&Q
932-10256 CNW¹
932-10259 SP¹
932-10261 DRGW¹
932-10262 MILW
932-10263 GN
Reg. Price: **\$49.98** Sale: **\$29.98**



NEW HO Pullman Heavyweight Solarium Observation

Walthers Rolling Stock
932-10461 DRGW¹
932-10462 MILW
932-10463 GN
932-10464 SOO
932-10465 Chicago & Eastern Illinois
932-10466 IC
932-10467 NH
Price: **\$49.98**



Limited Quantity Available NEW HO NYC-Style Express Boxcar Troop Sleeper Conversion 2-Pack

Walthers Rolling Stock
932-24157 RI (Pullman Green)
932-24158 Erie
932-24159 Lackawanna
Price: **\$49.98**



Limited Quantity Available NEW HO 50' GACX Wood Express Reefer w/GSC Trucks Limited-Run 2-Pack

Walthers Rolling Stock
932-25483 Union Refrigerator (URTX)
Reg. Price: **\$44.98** Sale: **\$24.98**

Find a Hobby Shop Near You! Visit walthers.com or call 1-800-487-2467