

WALTHERSPROTO®

SCALE	ANNOUNCED	EXPECTED DELIVERY
H0	July 2025	Winter 2026

LIMITED QUANTITY  
ONE TIME RUN OF THESE ROADNUMBERS  
ORDER NOW

Amfleet Coaches

Check [walters.com](https://www.walters.com) for current pricing.

Featuring newly tooled, ultra free rolling trucks, WaltherProto Amfleet coaches return to H0 scale passenger service. For 50 years prototype Amfleet cars formed the backbone of Amtrak® intercity service. The cars were especially designed to handle the tunnels and other close clearances of lines in the Eastern United States. Designated Amfleet I, the first group of Amfleet coaches entered service in 1975 with enough space for 84 passengers. In 1981 a second group of nearly identical cars, designated Amfleet II entered service. Especially built for long -distance trains, the Amfleet II coaches provided more spacious interiors for 59 passengers. Now available with new factory printed numbers or user-applied car number decals and in the latest Amtrak Phase VII paint scheme, Walther Amfleet coaches feature:

- Accurately detailed in Amfleet I and Amfleet II versions
- Newly designed and tooled, ultra free rolling inside bearing trucks
- Newly designed 36" metal wheels with prototypical wheel profile for added realism
- Simulated stainless steel finish
- Paint color matched to Amtrak standards
- Factory printed car numbers
- Smoked "glass" windows with gaskets
- Accurately detailed interior with optional overhead LED interior lighting
- Factory installed grab irons
- Highly detailed underframe with center and cross bracing
- Minimum radius: 24"

NEW AND  
IMPROVED  
TRUCKS!



Previous run model shown.

Products Available

AMFLEET I 84-SEAT COACHES



Phase II

Lighted		
<a href="#">920-12210</a> (Decals)	<a href="#">920-12211</a> #21059	<a href="#">920-12212</a> #21090
Unlighted		
<a href="#">920-11206</a> (User Applied Decals)	<a href="#">920-11207</a> #21036	<a href="#">920-11208</a> #21070



Phase III

Lighted		
<a href="#">920-12213</a> (Decals)	<a href="#">920-12214</a> #21003	<a href="#">920-12215</a> #21096
Unlighted		
<a href="#">920-11209</a> (User Applied Decals)	<a href="#">920-11210</a> #21004	<a href="#">920-11211</a> #21089



Phase VI

Lighted		
<a href="#">920-12216</a> (Decals)	<a href="#">920-12217</a> #21662	<a href="#">920-12218</a> #21680
Unlighted		
<a href="#">920-11212</a> (User Applied Decals)	<a href="#">920-11213</a> #21640	<a href="#">920-11214</a> #21654



Phase VII

Lighted	
<a href="#">920-12219</a> (Decals)	
Unlighted	
<a href="#">920-11215</a> (Decals)	

NEW PAINT SCHEME!



Amtrak and the Amtrak logos are registered trademarks of the National Railroad Passenger Corporation.

SCALE	ANNOUNCED	EXPECTED DELIVERY
H0	July 2025	Winter 2026

**LIMITED QUANTITY**  
ONE TIME RUN OF THESE ROADNUMBERS  
**ORDER NOW**

Products Available

AMFLEET II 59-SEAT COACHES



- Phase III**  
Lighted  
[920-12228](#) (Decals)      [920-12229](#) #25047      [920-12230](#) #25069  
Unlighted  
[920-11223](#) (Decals)      [920-11224](#) #25000      [920-11225](#) #25036



- Phase VI**  
Lighted  
[920-12231](#) (Decals)      [920-12232](#) #25034      [920-12233](#) #25040  
Unlighted  
[920-11226](#) (Decals)      [920-11227](#) #25016      [920-11228](#) #25020



- Phase VII**  
Lighted  
[920-12234](#) (Decals)  
Unlighted  
[920-11229](#) (Decals)

**NEW PAINT SCHEME!**

Amtrak® Inside-Bearing Trucks

Check [walters.com](http://walters.com) for current pricing.

For modelers who wish to upgrade their older Walther Amfleet cars, the newly designed inside-bearing trucks are also available separately. They are a direct replacement for the original WaltherProto Amfleet trucks. These trucks also feature metal wheels with a re-designed profile that more accurately matches the prototype.

**NEW AND IMPROVED DESIGN!**



**One Pair**  
[920-2136](#)



Special bearing system ensure smooth rolling performance.



Amtrak and the Amtrak logos are registered trademarks of the National Railroad Passenger Corporation.

**WALTHERSPROTO**

Gunderson 48' All Purpose Well Car

Check [walters.com](http://walters.com) for current pricing.

As 45- and 48-foot containers and trailers entered domestic service in the 1990s, North American railroads soon needed a car that could better handle both types of equipment. Freight car builder Gunderson answered the call with a 48-foot version of its popular 40-foot well car. The versatile 48-foot Gunderson all-purpose well car even had trailer hitches at each end so it could handle both container and trailer traffic. Although their numbers have declined in recent years as 53-foot cars became more prevalent in the 21st century, many 48-footers can still be found hauling 20 to 48-foot containers in the well with a longer container stacked on top.

The superdetailed WaltherProto model is an easy way to add some "vintage" character to your modern era intermodal fleet. With a one-time run of these roadnumbers, this limited edition H0 scale model features:

- Heavy die-cast metal body for excellent tracking loaded or empty
- Factory-installed wire grab irons, brake gear & other details
- Etched-metal walkways provide a realistic see-through effect
- Ultra smooth rolling metal axles and scale 33" diameter metal wheelsets
- Proto MAX™ metal knuckle couplers for reliable operation
- Factory installed trailer hitches at each end
- Well designed to fit SceneMaster™ containers from scale 20 to 48 feet
- Minimum Radius: 22" (24" recommended)



Previous run model, different roadnumber shown.  
Load sold separately.

Products Available



**Burlington Northern**

[920-109211](#) #61001      [920-109212](#) #61003      [920-109213](#) #61006



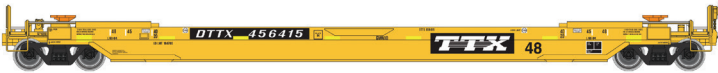
**BNSF**

[920-109214](#) #210002      [920-109215](#) #210016      [920-109216](#) #210021



**CRLE**

[920-109217](#) #5125      [920-109218](#) #5148      [920-109219](#) #5157



**TTX**

[920-109220](#) #456269      [920-109221](#) #456336      [920-109222](#) #456415  
[920-109223](#) #456205      [920-109224](#) #456212      [920-109225](#) #456226

**Undecorated**

[920-109200](#)

## WALTHERS *MAINLINE*

### 40' PS-1 Boxcar

Check [walters.com](http://walters.com) for current pricing.

After World War II, many North American railroads turned to Pullman Standard to replace their aging boxcar fleets. First produced between 1947 and 1949, the Pullman Standard PS-1 40-foot boxcar soon became the general service freight workhorse of the postwar era. Thousands of PS-1s served on large and small railroads as well as private shippers all across the country. Many of these well-built cars lasted well into the 1980s.

Each WaltherMainline PS-1 boxcar is accurately detailed to match early postwar production cars, including:

- Pullman Standard ends without rectangle stiffeners
- Pullman Standard "bowtie" roof with flat end panels
- Factory-applied Apex steel running board with "see-through" tread
- 6' Superior Doors (non-opening)

Other features include:

- Correct 33 scale inch diameter metal RP-25 wheels
- Proto MAX™ metal knuckle couplers for reliable operation
- Minimum radius: 18"



Previous run model shown.

**LIMITED QUANTITY**  
ONE TIME RUN OF THESE ROADNUMBERS  
**ORDER NOW**

**ALL NEW  
PAINT  
SCHEMES!**


### Products Available



**Canadian Pacific**

[910-45501](#) #268820

[910-45502](#) #269030



**Copper Range**

[910-45509](#) #4020

[910-45510](#) #4023



**Chesapeake & Ohio**

[910-45503](#) #15180

[910-45504](#) #15698



**Duluth, South Shore & Atlantic**

[910-45511](#) #15020

[910-45512](#) #15036



**Chicago & Eastern Illinois†**

[910-45505](#) #65580

[910-45506](#) #65588



**Missouri-Kansas-Texas†**

[910-45513](#) #97675

[910-45514](#) #97686



**Chicago & North Western†**

[910-45507](#) #6264

[910-45508](#) #6275



**Port Huron & Detroit**

[910-45515](#) #1158

[910-45516](#) #1167

**Undecorated**

[910-2350](#)

†Union Pacific licensed product.

# WALTHERS®

Wm. K. Walther, Inc. | 5601 W. Florist Ave. | Milwaukee, WI 53218 | [walters.com](http://walters.com)

Prices and delivery dates shown were accurate at press time, for updates please check with this participating hobby shop.



## WALTHERS**MAINLINE**

SCALE	ANNOUNCED	EXPECTED DELIVERY
H0	July 2025	Winter 2026

## 60' NSC 5150 3-Bay Covered Hopper

Check [walters.com](https://www.walters.com) for current pricing.

A mainstay of modern agricultural traffic, the National Steel Car 5,150 cubic foot covered hopper returns to the H0 scale WaltherMainline lineup with this latest limited edition run. Introduced in the mid 1990s with thousands still in service today, 5150 hoppers haul fertilizer, grain, and other agricultural products across the North American rail network.

The WaltherMainline model captures the main spotting features of its prototype, including 7 body panels, 11 running board supports and flat, rectangular jacking pads with notched lower corners. The hopper is also the perfect choice to serve many Cornerstone® trackage industries, including the [933-4128](#) Fertilizer Distributor, [933-3022](#) Concrete Grain Elevator, [933-4166](#) Chocolate Factory and others.

Each WaltherMainline 60' NSC 5150 hopper features:

- A highly detailed plastic body with prototypical raised panel weld seams
- Thin profile roofwalk, stirrups, end ladders and platforms for a more "in-scale" appearance
- Trough style roof hatches with handle details
- Accurately modeled brake gear and discharge outlets
- 36 scale inch diameter metal wheelsets
- Proto MAX® metal knuckle couplers for reliable operation



Previous run model, different roadnumber shown.

### Products Available



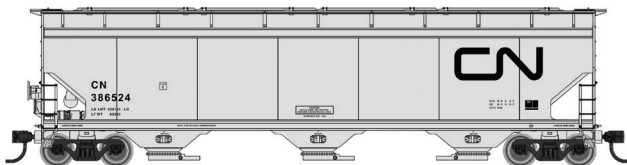
#### Archer-Daniels-Midland

[910-7737](#) #52235   [910-7738](#) #52285   [910-7739](#) #52343




#### BNSF Railway

[910-7740](#) #495277   [910-7741](#) #495292   [910-7742](#) #495304



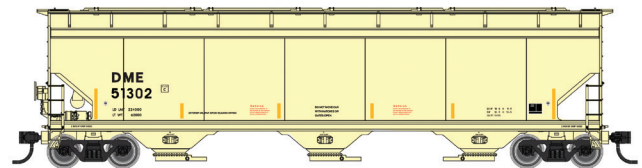
#### Canadian National

[910-7743](#) #386524   [910-7744](#) #306555   [910-7745](#) #306573



#### Union Pacific® (Omaha Road)

[910-7746](#) #20614   [910-7747](#) #20643   [910-7748](#) #20655




#### Dakota, Minnesota & Eastern

[910-7749](#) #51302   [910-7750](#) #51329   [910-7751](#) #51373



#### Richardson TRGX

[910-7752](#) #855060   [910-7753](#) #855062   [910-7754](#) #855070



#### Data Only (gray)

[910-7755](#)

#### Undecorated

[910-7600](#)

\*Union Pacific licensed product.

# WALTHERS®

Wm. K. Walther, Inc. | 5601 W. Florist Ave. | Milwaukee, WI 53218 | [walters.com](https://www.walters.com)

Prices and delivery dates shown were accurate at press time, for updates please check with this participating hobby shop.

## WALTHERSMAINLINE.

SCALE	ANNOUNCED	EXPECTED DELIVERY
H0	July 2025	Winter 2026

**LIMITED QUANTITY**

ONE TIME RUN OF THESE ROADNUMBERS  
**ORDER NOW**

## International Bay Window Caboose

Check [walters.com](https://www.walters.com) for current pricing.

Beginning in the 1950s, the International Car Co. developed a standard design for a bay window caboose. The large bay window allowed a conductor or brakeman to look down the length of the entire freight train, making it easier to see signals, overheated journal bearings and other potential issues. Many of these cabooses protected freight trains through the end of the caboose era in the 1980s with a few examples still on the rails today in M.O.W. or shoving platform service.

The WaltherMainline International Bay Window Caboose is back on H0 rails in several new paint schemes.

Each model features:

- Sharply molded weld seams, corrugations and other details on the body, ends and roof
- Clear window glazing
- Factory applied separate end railings, smokejack, vent and brakewheel
- Detailed underbody
- Accurate caboose-style trucks
- Scale 33-inch diameter metal wheels
- Proto MAX™ metal knuckle couplers for reliable operation
- Starter points for grab irons and other details featured in the [910-201](#) WaltherMainline Caboose Detailing kit (sold separately)

**ALL-NEW  
PAINT SCHEMES!**

### WaltherMainline Caboose Detailing Kit


[910-201](#)

Features a complete set of grab irons to detail one WaltherMainline Bay Window or Extended Vision caboose.

The 28-piece kit includes:

- 4 curved side grab irons
- 4 large L-shaped inside handrails
- 8 straight 18" body end grab irons
- 4 straight sill grab irons
- 4 small L-shaped cupola roof grab irons
- 4 cupola roof corner eye loops

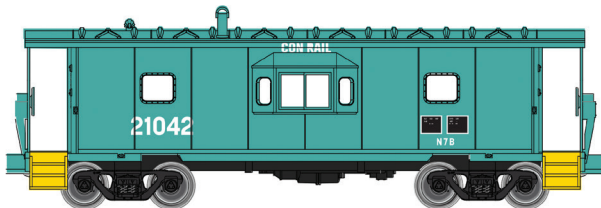
### Products Available



**Chessie System (C&O)**

[910-8671](#) #904115

[910-8672](#) #904132



**Conrail**

[910-8673](#) #21042


[910-8674](#) #21045



**Erie-Lackawanna**

[910-8675](#) #C308

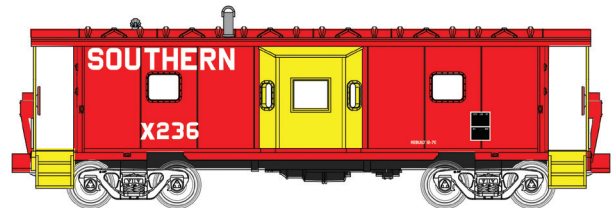
[910-8676](#) #C312



**Rock Island\*\***

[910-8677](#) #17210

[910-8678](#) #17081



**Southern Railway**

[910-8679](#) #X236

[910-8680](#) #X245



**Union Pacific†**

[910-8681](#) #24508

[910-8682](#) #24554

**Undecorated**

[910-8650](#)

†Union Pacific licensed product.  
\*\*Officially licensed by Rock Island Rail.

7/12

# WALTHERS®

Wm. K. Walther, Inc. | 5601 W. Florist Ave. | Milwaukee, WI 53218 | [walters.com](https://www.walters.com)

Prices and delivery dates shown were accurate at press time, for updates please check with this participating hobby shop.

## WALTHERS**MAINLINE**

### ACF Design 1,958 cu.ft. 2-Bay Hopper

Check [walters.com](http://walters.com) for current pricing.

Modeled with all-new tooling and capturing the distinctive "W" shape of its prototype, a pioneering ACF 2-bay covered hopper joins the WaltherMainline roster. First developed by American Car & Foundry in the late 1930s, the 1,958 cu. ft. 2-Bay Hopper soon became a standardized design that was also copied by other manufacturers during the 1940s and 1950s. Thousands of these hoppers hauled cement, sand, powdered chemicals and other dry bulk materials into the 1970s.

Accurately sized and detailed, the new WaltherMainline hopper features:

- Thin profile roofwalk with see-through tread, stirrups, end ladders and platforms for a more "in-scale" appearance
- Factory applied separate discharge gates, vibrator brackets
- Factory applied separate Ajax brake wheel and air reservoir
- 33 scale inch metal wheels
- Proto MAX™ metal knuckle couplers for reliable operation

**ALL-NEW  
MODEL!**

SCALE	ANNOUNCED	EXPECTED DELIVERY
H0	July 2025	Winter 2026

**LIMITED QUANTITY**

ONE TIME RUN OF THESE ROADNUMBERS

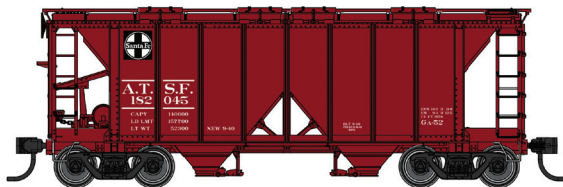
**ORDER NOW**



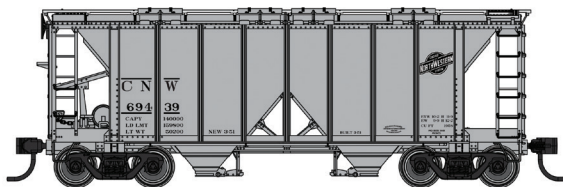
### Products Available



**Ann Arbor**  
[910-49702](#) #96      [910-49703](#) #114      [910-49704](#) #121



**Santa Fe**  
[910-49705](#) #182045      [910-49706](#) #182051      [910-49707](#) #182059



**Chicago & North Western†**  
[910-49708](#) #69439      [910-49709](#) #69467      [910-49710](#) #69471




**Denver & Rio Grande Western†**  
[910-49711](#) #18405      [910-49712](#) #18412      [910-49713](#) #18423



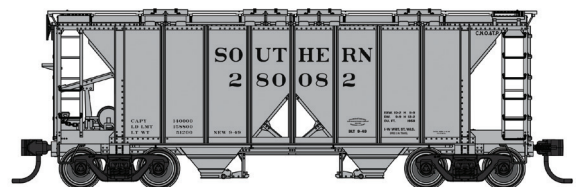
**Erie**  
[910-49714](#) #21100      [910-49715](#) #21106      [910-49716](#) #21118



**Haliburton HWCX**  
[910-49717](#) #40907      [910-49718](#) #40909      [910-49719](#) #40910



**Kosmos Cement KSMX**  
[910-49720](#) #101      [910-49721](#) #105      [910-49722](#) #110



**Southern Railway**  
[910-49723](#) #280082      [910-49724](#) #280117      [910-49725](#) #280172

**Data Only (gray)**      **Undecorated**  
[910-49701](#)      [910-49700](#)

†Union Pacific licensed product.

7/12

# WALTHERS®

Wm. K. Walther, Inc. | 5601 W. Florist Ave. | Milwaukee, WI 53218 | [walters.com](http://walters.com)

Prices and delivery dates shown were accurate at press time, for updates please check with this participating hobby shop.



# SPACES<sup>™</sup> by CORNERSTONE

SCALE	ANNOUNCED	EXPECTED DELIVERY
H0	July 2025	Fall 2025

## Interior Realism, Ready to Install!

Check [walthers.com](https://www.walthers.com) for current pricing.

Introducing Spaces by Cornerstone – this brand-new all-in-one kit adds realistic interior lighting and a beautifully detailed printed interior sheet, transforming your structures from static shells into vibrant, story-filled spaces.

The compact LEDs are energy-efficient and designed for hassle-free installation—adding a warm, lifelike glow inside. The easy-to-install inserts add visual interest and storytelling potential to your layout, with printed and 3D elements that are visible through your building's windows and doors. Perfect for foreground models, photography, or bringing the scene to life—inside and out.

- Designed to fit corresponding Cornerstone<sup>®</sup> kits
- Adds depth and realism with minimal assembly
- Includes printed and 3D elements where appropriate
- LED lights for each room
- Shown assembled, painted and weathered by modeler.



### Vintage Gas Station Interior Kit

[933-4703](#)

Add-on for Vintage Gas Station ([933-3541](#), sold separately)

Includes:

- Printed interior for 2 rooms
- Printed 3D tool chest
- 2 LED lights

### Vintage Gas Station Bundle

[933-B3541](#)

Includes:

- Interior Kit, [933-4703](#)
- Vintage Gas Station Kit, [933-3541](#)



# SPACES<sup>™</sup> by CORNERSTONE

SCALE	ANNOUNCED	EXPECTED DELIVERY
H0	July 2025	Fall 2025



DQ®, Dairy Queen®, and the ellipse shaped logo, are trademarks owned or licensed by American Dairy Queen Corp. Manufactured under license from American Dairy Queen Corp.



## Vintage Dairy Queen® Interior Kit

[933-4701](#)

Add-on for Vintage Dairy Queen  
([933-3484](#), sold separately)

Includes:

- Printed interior
- 1 Detail insert
- 1 LED light

## Vintage Dairy Queen® Bundle

[933-B3484](#)

Includes:

- Interior Kit, [933-4701](#)
- Vintage Dairy Queen Kit, [933-3484](#)



## Hole-In-One Donut Shop

[933-4702](#)

Add-on for Hole-In-One Donut Shop  
([933-3768](#), sold separately)

Includes:

- Printed interior
- 1 LED light

## Hole-In-One Donut Shop Bundle

[933-B3768](#)

Includes:

- Interior Kit, [933-4702](#)
- Hole-In-One Donut Shop Kit, [933-3768](#)

SPACES by **CORNERSTONE**

SCALE	ANNOUNCED	EXPECTED DELIVERY
H0	July 2025	Fall 2025



**Brick Cape Cod House Interior Kit**  
[933-4704](#)

Add-on for Brick Cape Cod House  
([933-3774](#), sold separately)

- Includes:
- Printed interior for 2 rooms
  - 1 LED light

**Brick Cape Cod House Bundle**  
[933-B3774](#)

- Includes:
- Interior Kit, [933-4704](#)
  - Brick Cape Cod House Kit, [933-3774](#)



# SPACES<sup>™</sup> by CORNERSTONE

SCALE	ANNOUNCED	EXPECTED DELIVERY
H0	July 2025	Fall 2025



## Merchant's Row I Interior Kit

[933-4700](#)

Add-on for Merchant's Row I ([933-3028](#), sold separately)

Includes:

- Printed interior for 5 rooms
- Printed 3D tool elements
- 5 LED lights

## Merchant's Row I Bundle

[933-B3028](#)

Includes:

- Interior Kit, [933-4700](#)
- Merchant's Row I Kit, [933-3028](#)



SCALE	ANNOUNCED	EXPECTED DELIVERY
H0 & N	July 2025	Fall 2025

Victorian Houses

Check [walters.com](https://www.walters.com) for current pricing.

Bring timeless charm to your layout with these colorful Victorian-style homes from Waltherstrainline! Inspired by the famous "Painted Ladies" found in cities like San Francisco and beyond, each kit captures the intricate trim, elegant rooflines, and bright color potential that make these historic homes stand out. They also feature the iconic "gingerbread" decorative woodwork—elaborate scrollwork and fretwork popular in the late 19th century—that adds authentic Victorian-era detail and character.

- Detailed walls, window frames, and porches with period-accurate architectural details
- Ideal for steam- and diesel-era layout settings
- Perfect for residential scenes near streetcars, commuter lines, or town centers
- Molded in colors for quick display – can be customized with paint and weathering
- Save with H0 or N scale five-building bundle packs
- *H0 Scale versions shown assembled, painted and weathered by modeler.*

N Scale House Measures: 1-11/16 x 4-3/16 x 2-11/16" 4.29 x 10.64 x 6.83cm  
H0 Scale House Measures: 3-9/16 x 7-11/16 x 5" 9.05 x 19.53 x 12.7cm



**Victorian House Bundle**  
Includes all 5 house styles  
**N SCALE** [931-B1050](#)

**Victorian House Bundle**  
Includes all 5 house styles  
**H0 SCALE** [931-B950](#)



**Kavanaugh House Kit**  
**N SCALE** [931-1050](#)  
**H0 SCALE** [931-950](#)

**Queen Anne House Kit**  
**N SCALE** [931-1051](#)  
**H0 SCALE** [931-951](#)

**Steiner House Kit**  
**N SCALE** [931-1052](#)  
**H0 SCALE** [931-952](#)

**Painted Lady House Kit**  
**N SCALE** [931-1053](#)  
**H0 SCALE** [931-953](#)

**Gingerbread House Kit**  
**N SCALE** [931-1054](#)  
**H0 SCALE** [931-954](#)