

WALTHERSPROTO®

SCALE	ANNOUNCED	EXPECTED DELIVERY
H0	January 2025	Summer 2025

EMD GP7 Locomotive

LokSound® 5 Sound & DCC \$319.98 Each
Standard DC \$219.98 Each

- General Motors Electro-Motive Division built more than 2,500 GP7 diesels for railroads across North America
- Based on units in service from 1950s to the 1970s
- Wire grab irons & etched lift rings
- Available with LokSound 5 sound for DCC & DC layouts
- Pre-installed 28mm round speaker in both DCC and standard DC versions
- Warm white LED constant & directional headlights
- 21-pin DCC plug
- 14:1 helical gears for ultra-quiet and smooth running
- 5-pole, skew-wound, high-torque, high-efficiency can motor
- Easy multiple-unit operation
- Superb paint & lettering
- Heavy die-cast metal underframe
- Proto MAX™ metal knuckle couplers



Each model includes roadname-specific horns, antennas, MU stands, and other details.

Products Available



Algoma Central

- Based on units in operation from the 1950s to the 1980s
- Brass Nathan M3 air horn on stand
- Brass roof-mounted bell & bracket
- Whip-style antenna
- 36" Dynamic fan long hood
- Winterization hatch with etched-metal grill
- Early Pyle dual sealed-beam headlights
- Tall MU stands
- 1600-gallon fuel tank
- Roller bearing journals
- Short-hood forward operation

920-42413 #155 LokSound 5
 920-49413 #159 Standard DC

920-42414 #164 LokSound 5
 920-49414 #162 Standard DC



Santa Fe

- Based on units in operation from the 1960s through the 1970s
- Brass dual Nathan MS1 air horns
- Can-style antenna on etched-metal platform
- Non-dynamic long hood
- Etched-metal canvas style sunshades
- Early Pyle dual sealed-beam headlights
- Tall MU stands
- 1600-gallon fuel tank
- Roller bearing journals
- Short-hood forward operation

920-42415 #2749 LokSound 5
 920-49415 #2753 Standard DC

920-42416 #2771 LokSound 5
 920-49416 #2769 Standard DC

SCALE	ANNOUNCED	EXPECTED DELIVERY
H0	January 2025	Summer 2025

Products Available



Chesapeake & Ohio

- Based on units in operation from the 1950s through the 1970s
- Brass Nathan M5 air horn
- C&O-style hood mounted bell & bracket
- Whip-style antenna
- Non-dynamic long hood
- Etched-metal canvas style sunshades
- Early Pyle dual sealed-beam headlights
- Tall MU stands
- 1600-gallon fuel tank
- Roller bearing journals
- Short-hood forward operation

920-42417 #5803 LokSound 5
920-49417 #5801 Standard DC

920-42418 #5810 LokSound 5
920-49418 #5806 Standard DC



Detroit, Toledo & Ironton

- Based on units in operation from the 1950s through the 1970s
- Brass Nathan M3 air horn
- Brass firecracker-style antenna
- All-weather window on engineer's side
- Non-dynamic long hood
- Early Pyle dual sealed beam headlights
- Winterization hatch with etched-metal grill
- Super lifting type spark arrestor
- Etched-metal sunshades
- Wire curved grab iron on short hood
- Tall MU stands
- 1600-gallon fuel tank
- Roller bearing journals
- Short-hood forward operation

920-42421 #950 LokSound 5
920-49421 #956 Standard DC

920-42422 #958 LokSound 5
920-49422 #972 Standard DC



Chicago, Burlington & Quincy

- Based on units in operation from the late 1950s through the early 1970s
- Brass dual single-chime air horns
- Brass firecracker-style antenna
- Non-dynamic long hood
- Operating Gyalight upper headlight & emergency stop signal (DCC only) lower light
- Early Pyle dual sealed-beam headlights
- Winterization hatch with etched-metal grill
- Vapor standby heater
- Steam generator equipped
- Etched-metal sunshades
- Tall MU stands
- 1600-gallon fuel tank
- Roller bearing journals
- Short-hood forward operation

920-42419 #204 LokSound 5
920-49419 #211 Standard DC

920-42420 #213 LokSound 5
920-49420 #234 Standard DC



Northern Pacific


- Based on units in operation from the 1950s through the early 1970s
- Brass Nathan M3 air horn
- Brass roof-mounted bell
- Non-dynamic long hood
- Early Pyle dual sealed-beam headlights
- Winterization hatch with etched-metal grill
- Roof-mounted air tanks with piping
- Etched-metal canvas style sunshades
- Tall MU stands
- 1200-gallon fuel tank with dual 600-gallon water tanks
- Roller bearing journals
- Short-hood forward operation

920-42423 #559 LokSound 5
920-49423 #561 Standard DC

920-42424 #562 LokSound 5
920-49424 #563 Standard DC

SCALE	ANNOUNCED	EXPECTED DELIVERY
H0	January 2025	Summer 2025

Products Available



- Rock Island^{††}**
- Based on units in operation from the 1950s through the 1970s
 - Brass dual single-chime air horns
 - Non-dynamic long hood
 - Mars dual sealed-beam headlights
 - Winterization hatch with etched-metal grill
 - Etched-metal canvas style sunshades
 - Tall MU stands
 - 1600-gallon fuel tank
 - Roller bearing journals
 - Short-hood forward operation
- | | |
|-----------------------------|-----------------------------|
| 920-42425 #1263 LokSound 5 | 920-42426 #1284 LokSound 5 |
| 920-49425 #1272 Standard DC | 920-49426 #1283 Standard DC |



- Wabash**
- Based on units in operation from the 1950s through the late 1960s
 - Brass single-chime air horn
 - Brass firecracker-style antenna
 - Roof-mounted air tanks with piping
 - Non-dynamic long hood
 - Operating Gyalight upper headlight & emergency stop signal (DCC only) lower light
 - Early Pyle dual sealed-beam headlights
 - Winterization hatch with etched-metal grill
 - Steam generator equipped with etched deflector
 - Etched-metal sunshades
 - Short MU stands
 - 1200-gallon fuel tank with dual 600-gallon water tanks
 - Roller bearing journals
 - Short-hood forward operation
- | | |
|----------------------------|----------------------------|
| 920-42427 #454 LokSound 5 | 920-42428 #457 LokSound 5 |
| 920-49427 #455 Standard DC | 920-49428 #458 Standard DC |

- Undecorated**
- Short-hood forward operation
 - Includes standard and steam generator short hoods
 - Includes non-dynamic, dynamic (36" fan) and non-dynamic with torpedo tube long hoods
 - Sill features flat pilots with footboards, oblong inspection cut-outs on the sides and a single fuel filler
- | |
|-----------------------|
| 920-42412 LokSound 5 |
| 920-49412 Standard DC |

^{††}Officially licensed by Rock Island Rail.
11/29

WALTHERSPROTO

SCALE	ANNOUNCED	EXPECTED DELIVERY
H0	January 2025	Winter 2025

LIMITED QUANTITY
ONE TIME RUN OF THESE ROADNUMBERS
ORDER NOW

50' AAR Double Door Boxcar

\$49.98 Each

- Available for the first time in more than 10 years!
- Great for late steam & early diesel-era layouts
- Prototypes in service 1942-1975
- Factory installed grab irons, ladders, stirrup steps, brake wheel, and other detail parts
- Detailed underbody with separately applied brake rigging
- Authentic 5/5 Dreadnaught end
- Youngstown corrugated side doors
- 15' double door opening
- Ultra-smooth rolling metal axles & 33" wheels
- Proto MAX™ metal knuckle couplers



Each car features separately applied brakewheel, ladders, and other details.

Products Available



Atchafalaya, Topeka & Santa Fe
920-101670 #10351 920-101671 #10366 920-101672 #10377



Penn Central
920-101679 #175198 920-101680 #175468 920-101681 #175689



Chicago, Burlington and Quincy
920-101673 #48522 920-101674 #48566 920-101675 #48596



Southern
920-101682 #40202 920-101683 #40227 920-101684 #40233



Nickel Plate Road
920-101676 #87128 920-101677 #87166 920-101678 #87198



Southern Pacific†
920-101685 #65175 920-101686 #65330 920-101687 #56404

†Union Pacific licensed product.

WALTHERSPROTO®

SCALE	ANNOUNCED	EXPECTED DELIVERY
H0	January 2025	Spring 2025

LIMITED QUANTITY
ONE TIME RUN OF THESE ROADNUMBERS
ORDER NOW

50' Gunderson High-Cube
Paper Service Boxcar

\$49.98 Each

- Available for the first time in more than 10 years!
- Prototypes designed to handle paper rolls 10' or more in diameter for magazine and newspaper production
- Perfect for paper mill operations, such as the Cornerstone® Superior Paper Mill Kit (933-3902, sold separately)
- Modern-era boxcar used from the 2000s to the present day
- Separate door details, end ladders and brake platforms
- Factory applied wire grab irons
- Correct size RP-25 turned metal wheels
- Proto MAX™ metal knuckle couplers



Each car features separately applied brake equipment and other details.

Products Available



Arkansas-Oklahoma AOK
920-101709 #14112 920-101710 #14114 920-101711 #14118



Canadian National
920-101715 #406572 920-101716 #406577 920-101717 #406581



BNSF
920-101712 #726513 920-101713 #726514 920-101714 #726517



CSX
920-101718 #151299 920-101719 #151266 920-101720 #151200

Undecorated
920-101700

WALTHERSPROTO®

40' Pennsylvania RR Class X29B Boxcar

\$49.98 Each

- Modified version of the iconic X29 boxcar with a larger body on the original underframe
- Developed in the late 1940s and served into the 1960s
- Carried high-priority and general freight across North America
- Body features correct 10'6" interior height, modernized roof, ends and doors
- Separately applied ladders, grab irons and other details
- Separately applied running board with see-through safety tread

SCALE	ANNOUNCED	EXPECTED DELIVERY
H0	January 2025	Spring 2025

LIMITED QUANTITY
ONE TIME RUN OF THESE ROADNUMBERS
ORDER NOW

- Accurate underbody with separate center sill and brake rigging
- Correct size RP-25 metal wheelsets
- Proto MAX™ metal knuckle couplers

Products Available



Pennsylvania RR Circle Keystone, as-built

920-102301 #28460

920-102302 #27832

920-102303 #26504



Pennsylvania RR Plain Keystone, sill stiffener

920-102313 #26810

920-102314 #30032

920-102315 #27097



Pennsylvania RR Circle Keystone, sill stiffener

920-102304 #28807

920-102305 #30902

920-102306 #29012



Pennsylvania RR Merchandise Service, as built, 1940s

920-102316 #28009

920-102317 #28030

920-102318 #29901



Pennsylvania RR Shadow Keystone, script numbers, sill stiffener

920-102307 #27513

920-102308 #28401

920-102309 #30112



Pennsylvania RR Merchandise Service, sill stiffener

920-102319 #30998

920-102320 #31000

920-102321 #29938



Pennsylvania RR Shadow Keystone, plain lettering, sill stiffener

920-102310 #30007

920-102311 #28513

920-102312 #28762

Undecorated with sill stiffener

920-102300

40' Single Sheathed Boxcar
with Dreadnaught End

\$34.98 Each

- Steam-era standard, found everywhere in all kinds of service
- Some fitted with interior grain doors for bulk grain service
- Many lasted into the early 1970s
- Dreadnaught ends added in the late 1920s to extend the life of many older cars
- Wood running boards
- Ribbed steel roof
- Correct 33" turned metal wheelsets
- Proto MAX™ metal knuckle couplers

Products Available



Each car is accurately detailed with a wood running board and ribbed metal roof.

LIMITED QUANTITY
ONE TIME RUN OF THESE ROADNUMBERS
ORDER NOW



Santa Fe
910-40351 #125909 910-40352 #125928 910-40353 #125944 910-40354 #125976



Canadian National
910-40355 #508509 910-40356 #508538 910-40357 #508555 910-40358 #508572



Frisco
910-40359 #162115 910-40360 #162121 910-40361 #162135 910-40362 #162158



Illinois Central
910-40363 #176730 910-40364 #176744 910-40365 #176752 910-40366 #176768



Louisiana & Arkansas
910-40367 #12124 910-40368 #12136 910-40369 #12149 910-40370 #12152



Milwaukee Road^{*}**
910-40371 #714003 910-40372 #714024 910-40373 #714037 910-40374 #714059



Data Only
910-40375

Undecorated
910-40350

^{***}The Milwaukee Road is used with permission of the Milwaukee Road Historical Association.

SCALE	ANNOUNCED	EXPECTED DELIVERY
H0	January 2025	Summer 2025

LIMITED QUANTITY
ONE TIME RUN OF THESE ROADNUMBERS
ORDER NOW

40' Wood Reefer with Wood Ends

\$34.98 Each

- Based on wood ice bunker refrigerator cars built in the 1920s and 1930s
- Wood cars operated into the 1970s due to superior insulation and corrosion resistance
- Correct lower height
- Wood sides with correct narrow doors, hinge and latch details
- Double-sheathed wood ends
- Wood roof with platforms and ice hatches
- Fishbelly underframe
- Vertical handbrake staff
- Finely detailed AB brake gear
- Andrews trucks
- Correct RP-25 turned metal wheels
- Proto MAX™ metal knuckle couplers



Previously released model, different roadnumber shown.

Products Available



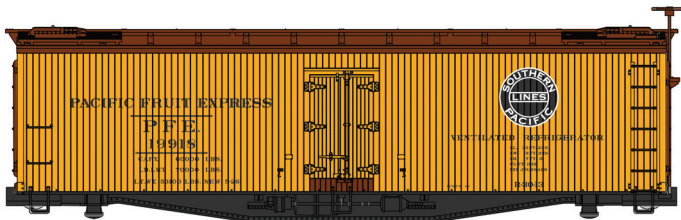
American Refrigerator Transit

910-41225 #17809 910-41226 #17826 910-41227 #17838



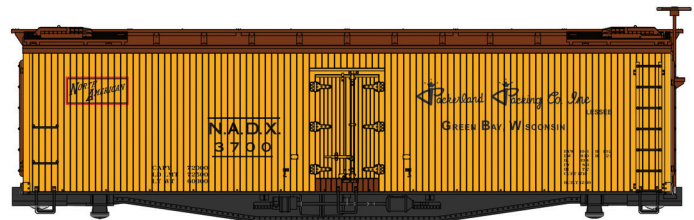
Pacific Fruit Express WP

910-41234 #55030 910-41235 #55048 910-41236 #55066



Pacific Fruit Express SP/UP†

910-41228 #19918 910-41229 #31911 910-41230 #36171



Packerland Packing Co NADX

910-41237 #3700 910-41238 #3708 910-41239 #3712



Pacific Fruit Express SP/UP†

910-41231 #36400 910-41232 #36427 910-41233 #36455



Soo Line

910-41240 #50030 910-41241 #50048 910-41242 #50055

†Union Pacific licensed product.

WALTHERS MAINLINE

SCALE	ANNOUNCED	EXPECTED DELIVERY
H0	January 2025	Summer 2025

68' Railgon Gondola

\$34.98 Each

- NEW paint schemes and roadnumbers!
- Introduced as a replacement for older 50' cars
- Prototypes in service from 2010 to the present
- Used to carry finished steel products, scrap metal and similar bulk loads
- See-through square load tie-downs along the top chord
- 17-rib sidewalls
- Straight sill
- Detailed brake gear
- Detail your Railgon with a Cornerstone® Utility Poles Load (933-4174) or Chooch Flexible Textured Load Sheets, each sold separately
- 100-ton trucks with correct 36" turned metal RP-25 wheels
- Proto MAX™ metal knuckle couplers



Preproduction model shown.

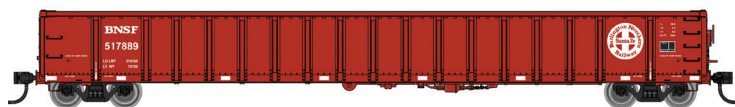
LIMITED QUANTITY
ONE TIME RUN OF THESE ROADNUMBERS
ORDER NOW

Products Available



Arkansas-Oklahoma Railroad

910-6457 #35050 910-6458 #35076 910-6459 #35125 910-6460 #35172



BNSF

910-6461 #517889 910-6462 #517898 910-6463 #517965 910-6464 #517972



CSXT

910-6465 #491681 910-6466 #491719 910-6467 #491756 910-6468 #491781



Ferromex

910-6469 #930014 910-6470 #930025 910-6471 #930039 910-6472 #930080



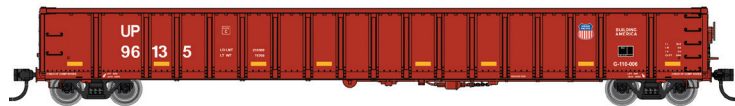
Montana Rail Link

910-6473 #47003 910-6474 #47016 910-6475 #47064 910-6476 #47089



TILX

910-6477 #35142 910-6478 #35157 910-6479 #35274 910-6480 #35297



Union Pacific†

910-6481 #96135 910-6482 #96159 910-6483 #96212 910-6484 #96266

†Union Pacific licensed product.

SCALE	ANNOUNCED	EXPECTED DELIVERY
H0	January 2025	Spring 2025

Shopping Center Kits

\$15.98 Each

- Easy to build, press fit assembly construction
- Molded in 4 colors, no paint needed
- Signs, sidewalks and roof accessories included
- Molded-on detail, full color window interiors, drapes and curtains included
- Use alone or in groups, groove on the roof overhang allows for trimming flush to abut structures side by side
- Figures, vehicles and other scenic details not included
- Add SceneMaster™ accessories like the Dough 'n Joe Food Truck (949-12111, sold separately) to create a fun, vibrant scene on your layout or diorama.
- Shown assembled, painted and weathered by modeler.



Best Hobby
931-921
Measures: 4-3/16 x 2-3/16 x 3-1/8" 10.5 x 5.5 x 7.9cm



The Book Shop
931-922
Measures: 4-3/16 x 2-3/16 x 2-15/16" 10.5 x 5.5 x 7.5cm



Tony's Pizza
931-923
Measures: 4-3/16 x 2-3/16 x 2-1/2" 10.5 x 5.5 x 6.5cm



Dough 'n Joe
931-924
Measures: 4-3/16 x 2-3/16 x 2-1/2" 10.5 x 5.5 x 6.5cm



Pampered Paws
931-925
Measures: 4-3/16 x 2-3/16 x 3-9/16" 10.5 x 5.5 x 9cm