

WALTHERSPROTO

SCALE	ANNOUNCED	EXPECTED DELIVERY
H0	June 2026	Fall 2026

LIMITED QUANTITY
ONE TIME RUN OF THESE ROADNUMBERS
ORDER NOW

Amtrak® Amfleet® Passenger Cars

Check walters.com for current pricing.

Round out your layout's Amtrak services with the latest run of H0 Scale Amfleet I passenger cars from Walther'sProto! For over 50 years, Amtrak's fleet of Amfleet cars have made up the backbone of intercity services. The cars were specifically designed to handle the tunnels and close clearances of the eastern United States but could be found nationwide. The first Amfleet I cars entered service in 1975 on shorter regional routes with vestibules at each end of the car, with a second group of nearly identical cars being built in 1981, designated Amfleet II, specifically intended for use on long-distance trains replacing the aging heritage fleet.

These models from Walther'sProto include details such as:

- Newly designed and tooled, ultra free rolling inside bearing trucks
- Newly designed 36" metal wheels with prototypical wheel profile for added realism
- Simulated stainless steel finish
- Paint color matched to Amtrak standards
- Factory printed car numbers
- Smoked "glass" windows with gaskets
- Accurately detailed interior with optional overhead LED interior lighting
- Factory installed grab irons
- Highly detailed underframe with center and cross bracing

NEW AND IMPROVED TRUCKS!



Previous run model shown.

Products Available

85' AMFLEET I AMCAFE



Phase III - Lighted

[920-12250](#) Decal [920-12251](#) #43003 [920-12252](#) #43026

Unlighted

[920-11246](#) Decal [920-11247](#) #43002 [920-11248](#) #43024



Phase VI - Lighted

[920-12253](#) Decal [920-12254](#) #43008 [920-12255](#) #43037

Unlighted

[920-11249](#) Decal [920-11250](#) #43005 [920-11251](#) #43033



Phase VII - Lighted

[920-12256](#) Decal

Unlighted

[920-11252](#) Decal

All Amfleet cars feature newly designed inside-bearing trucks with prototypical wheel profile.



More realistic wheel profile



Special bearing system ensure smooth rolling performance.



Interior Lighting Kit for unlighted Walther'sProto Viewliner® and Amfleet Passenger Cars [920-1017](#)

- Fits Walther'sProto Amfleet passenger cars and post 2025 release Walther'sProto Viewliner cars
- Drop-in installation
- Ready for use on DC or DCC layouts
- Constant-intensity LED overhead interior lighting
- Contains all the parts to convert one Amfleet or Viewliner car



Amtrak and the Amtrak logos are registered trademarks of the National Railroad Passenger Corporation.

SCALE	ANNOUNCED	EXPECTED DELIVERY
H0	June 2026	Fall 2026

LIMITED QUANTITY
 ONE TIME RUN OF THESE ROADNUMBERS
ORDER NOW

Amtrak® Amfleet® Passenger Cars Continued

Check walters.com for current pricing.

Products Available

85' AMFLEET II LOUNGE



Phase III - Lighted

[920-12267](#) Decal [920-12268](#) #28009 [920-12269](#) #28019

Unlighted

[920-11267](#) Decal [920-11268](#) #28003 [920-11269](#) #28022



Phase VI - Lighted

[920-12270](#) Decal [920-12271](#) #28007 [920-12272](#) #28020

Unlighted

[920-11270](#) Decal [920-11271](#) #28002 [920-11272](#) #28023



Phase VII - Lighted

[920-12273](#) Decal

Unlighted

[920-11273](#) Decal

85' AMFLEET I CLUB DINETTE



Phase III - Lighted

[920-12282](#) Decal [920-12283](#) #48162 [920-12284](#) #48185

Unlighted

[920-11282](#) Decal [920-11283](#) #48155 [920-11284](#) #48190



Phase VI - Lighted

[920-12285](#) Decal [920-12286](#) #48168 [920-12287](#) #48173

Unlighted

[920-11285](#) Decal [920-11286](#) #48157 [920-11287](#) #48194



Phase VII - Lighted

[920-12288](#) Decal

Unlighted

[920-11288](#) Decal



Amtrak and the Amtrak logos are registered trademarks of the National Railroad Passenger Corporation.

SCALE	ANNOUNCED	EXPECTED DELIVERY
H0	June 2026	Fall 2026

LIMITED QUANTITY
ONE TIME RUN OF THESE ROADNUMBERS
ORDER NOW

NASA Rocket Booster Train

Check walters.com for current pricing.

Did you know, some of our journeys to space begin with a much more grounded form of transportation? Add a truly unique operation to your layout today with the H0 Scale NASA Solid Rocket Booster Train from WaltherMainline. First introduced with the Space Shuttle program in 1981, NASA's rocket train was used to transport the solid rocket boosters from Morton Thiokol in Utah to the Kennedy Space Center in Florida. The train features heavy-duty, 4-truck flatcars that carry rocket components under protective hoods. Some of the cars that carry the SRB propellant have refrigeration units to keep the temperature constant. The train also includes spacer and clearance cars between the flatcars carrying the SRB components. While the original train was retired in 2011 with the retirement of the Space Shuttle, it was re-introduced in 2020 with the start of the Artemis lunar program, delivering the SRB components for the Space Launch System rocket.



Photo credit: Eric Hendrickson

Features for the 66' Rocket Booster Flatcar include:


- Newly tooled protective hood
- Newly tooled refrigeration unit with flexible piping on specified cars
- Heavy die-cast metal body for improved tracking and performance
- Correct 36" RP-25 metal wheels
- Minimum radius: 24"
- Available in both prototypical and special commemorative schemes celebrating NASA and the historic Artemis moon missions.
- Proto MAX™ metal knuckle couplers



Preproduction tooling sample, Reefer Unit shown

Products Available

66' ROCKET BOOSTER FLATCAR



Version with reefer unit shown.

Union Pacific¹

[910-51001](#) #50027 with Reefer Unit


[910-51003](#) #50023

[910-51005](#) #50031

[910-51002](#) #50021 with Reefer Unit

[910-51004](#) #50029

[910-51006](#) Decal



Artemis Commemorative


[910-51008](#) #122025 with Reefer Unit

[910-51012](#) #122028

[910-51011](#) #122026

Undecorated

[910-51000](#)



Version with reefer unit shown.

NASA Commemorative

[910-51007](#) #100158 with Reefer Unit

[910-51010](#) #122521

[910-51009](#) #121972

¹Union Pacific licensed product.

SCALE	ANNOUNCED	EXPECTED DELIVERY
H0	June 2026	Winter 2027

LIMITED QUANTITY
 ONE TIME RUN OF THESE ROADNUMBERS
ORDER NOW

NASA Rocket Booster Train Continued

Check walthers.com for current pricing.

Other features for the 50' Rocket Train Spacer and Clearance Car include:

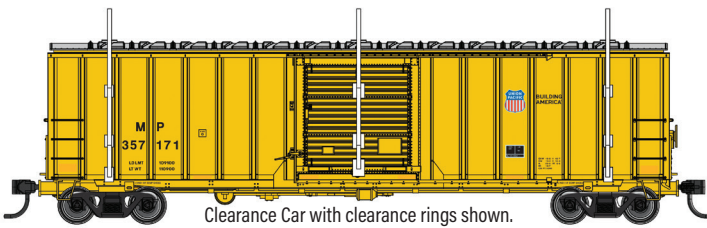
- Factory installed clearance rings on the spacer car
- Correct Plate B dimensions:
 - 41' 3" truck centers
 - 15' 2" tall
 - 10' 8" wide
- Correct 36" RP-25 metal wheels
- Proto MAX™ metal knuckle couplers
- Available in both prototypical and special commemorative schemes celebrating NASA and the historic Artemis moon missions.



Preproduction tooling sample shown

Products Available

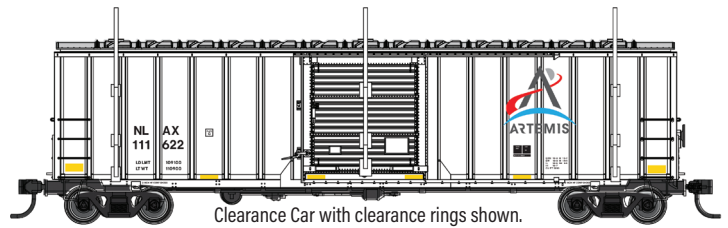
50' ROCKET TRAIN SPACER AND CLEARANCE CARS



Clearance Car with clearance rings shown.

Missouri Pacific¹

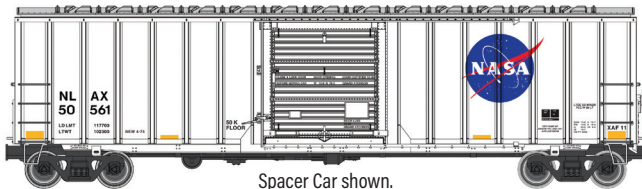
- [910-3800](#) #357171 with Clearance Ring
- [910-3802](#) #357087
- [910-3804](#) #357315
- [910-3801](#) #357932
- [910-3803](#) #357119
- [910-3805](#) Decal



Clearance Car with clearance rings shown.

Artemis Commemorative (NLAX)

- [910-3810](#) #111622 with Clearance Ring
- [910-3812](#) #112026
- [910-3811](#) #112025
- [910-3813](#) #112028



Spacer Car shown.

NASA Commemorative (NLAX)

- [910-3806](#) #72958 with Clearance Ring
- [910-3808](#) #22062
- [910-3807](#) #50561
- [910-3809](#) #72069

¹Union Pacific licensed product.

SCALE	ANNOUNCED	EXPECTED DELIVERY
HO	June 2026	Fall 2026

LIMITED QUANTITY
ONE TIME RUN OF THESE ROADNUMBERS
ORDER NOW

50' 2-Bay Airslide Covered Hopper

Check walters.com for current pricing.

Designed to haul flour, sugar, and other lightweight powdered commodities, the 50' 2-Bay Airslide Covered Hopper was introduced in the 1960s and remains in service today, often used as buffer cars in oil or hazmat trains. The WalthersMainline HO Scale 50' 2-Bay Airslide Covered Hopper brings this distinctive car to your layout, fully assembled and ready for operation. It's a great addition to any agricultural or food-processing scene.

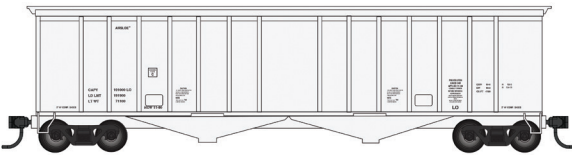
Other features include:

- Prototypes in service 1960s to modern era
- Commonly used to haul sugar, flour & light powdered materials
- Correct 36" turned-metal wheel
- Proto MAX™ metal knuckle couplers

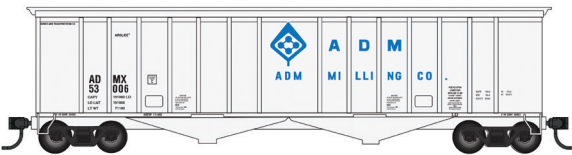


Previous run model shown.

Products Available




Data Only
[910-7218](#)



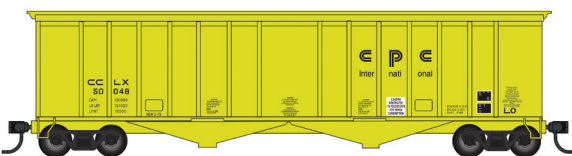
Archer Daniels Midland (ADM)
[910-7219](#) #53006 [910-7220](#) #53024 [910-7221](#) #53032



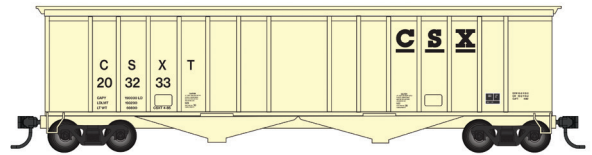
BNSF
[910-7222](#) #400978 [910-7223](#) #401034 [910-7224](#) #401052



Chessie C&O
[910-7225](#) #619000 [910-7226](#) #619015 [910-7227](#) #619161



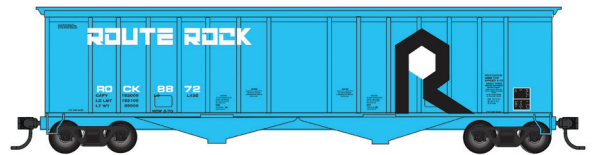
CCLX
[910-7228](#) #50048 [910-7229](#) #50061 [910-7230](#) #50067



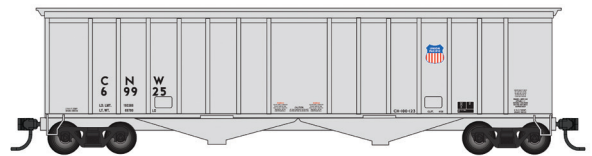
CSX
[910-7231](#) #203233 [910-7232](#) #203351 [910-7233](#) #203409



Denver & Rio Grande Western¹
[910-7234](#) #15939 [910-7235](#) #15942 [910-7236](#) #15980



Rock Island^{}**
[910-7237](#) #8872 [910-7238](#) #8874 [910-7239](#) #8876



Union Pacific¹
[910-7240](#) #69925 [910-7241](#) #69930 [910-7242](#) #69943

Undecorated
[910-7217](#)

¹Union Pacific licensed product.
^{**}Officially licensed by Rock Island Rail.



SCALE	ANNOUNCED	EXPECTED DELIVERY
N	June 2026	Summer 2026



Figures, vehicles, railroad equipment, and scenery items not included. Shown assembled, painted and weathered by modeler.

Oil Loading Platform Kit

[933-4307](#)

Measures:

5-13/16 x 19/32 x 1-5/8" 14.7 x 1.49 x 4.1cm



Oil Loading Platform

Check walthers.com for current pricing.

An ideal and essential addition to your oil well or refinery scene, the N Scale Oil Loading Platform simulates the typical design used to fill tank cars over two tracks. Complete with piping, nozzles, platforms, stairway, safety sign decals, and more. Use this platform at other Cornerstone N Scale industries where tank cars are loaded with bulk liquid to complete your diesel-era industrial scene.

Other features include:

- Used for loading tank cars with bulk liquids
- Great for diesel-era scenes
- Molded in light gray
- Highly detailed piping that can be connected to other Cornerstone oil industry kits
- Can be constructed with multiple kits connected to create a larger platform
- Includes a decal sheet with warning and flammable signs



SCALE	ANNOUNCED	EXPECTED DELIVERY
H0	May 2026	Summer 2026



Pedestrian Bridge Kit

[933-3559](#)

Measures:

12-1/8 x 9-15/16 x 5" 30.8 x 25.3 x 12.7cm



Shown assembled, painted and weathered by modeler.

H0
SCALE

Pedestrian Bridge

[Check walthers.com for current pricing.](#)

The Cornerstone Pedestrian Bridge is a perfect addition to any layout from the 40s to modern day. Built in urban areas and places where it was necessary for pedestrians to safely cross multiple railroad tracks, the design is based off a steel truss type pedestrian bridge that can be placed over three track widths. The bridge is suited to be placed over rail yards, roadways or anywhere that requires pedestrian access across railroad tracks. The Pedestrian Bridge brings this ubiquitous landmark of any yard or passenger station scene to your layout.

Other features include:

- Molded in light gray
- Highly detailed steel truss design all the way down to individual rivet details
- Includes a decal sheet for height and warning signs