

WALTHERSPROTO®

45' Difco Dump Car

\$44.98 Each

- Railroading's dump truck hauls ballast, rip-rap, fill, sand & much more
- In service 1960s to present
- Used in work train and revenue service
- Prototype's large pneumatic cylinders & side drop doors allow dumping to left or right of tracks
- Factory-installed grab irons
- Detailed underbody w/pneumatic cylinders & brake gear
- Ultra-smooth rolling metal axles & 36" wheelsets
- Proto MAX™ metal knuckle couplers



Alaska Railroad
920-110057 #15824

920-110058 #15839

920-110059 #15845

LIMITED QUANTITY
ONE TIME RUN OF THESE ROADNUMBERS
ORDER NOW

Products Available



British Columbia Railway
920-110060 #996151

920-110061 #996166

920-110062 #996169



BNSF
920-110063 #902498

920-110064 #902575

920-110065 #902630



Duluth, Missabe & Iron Range
920-110066 #2125

920-110067 #2176

920-110068 #2212



Helm Leasing
920-110069 #999004

920-110070 #999010

920-110071 #999017



Norfolk Southern
920-110072 #991891

920-110073 #991899

920-110074 #991998



Southern
920-110075 #991976

920-110076 #991977

920-110077 #991979



Union Pacific¹ (as built)
920-110078 #998020

920-110079 #998023

920-110080 #998026



Union Pacific¹ (modern)
920-110081 #998169

920-110082 #998172

920-110083 #998175

Undecorated
920-110050

¹Union Pacific licensed product.

SCALE	ANNOUNCED	EXPECTED DELIVERY
H0	November 2024	Spring 2025

LIMITED QUANTITY

ONE TIME RUN OF THESE ROADNUMBERS

ORDER NOW

GP9 Locomotives with High Hood

ESU® Sound & DCC \$214.98 Each

Standard DC \$159.98 Each

- Thousands built in the mid to late 1950s
- GP9s served for decades with some still in service
- Scale width hood with correct contours
- With or without dynamic brakes as appropriate
- Footboard or plow-equipped pilot as appropriate
- See-through steps
- Correct RP-25 metal wheels
- Available with ESU Sound and DCC for DCC or DC layouts
 - 4 function outputs with brightness control by CV
 - Fully DCC compatible
 - 14, 28 or 128 speed steps
 - Dual mode DC and DCC
 - 4 Airhorns changeable by CVs
 - 2 bells changeable by CVs
 - Full 8-notch prime mover sounds
 - Compressor sounds
 - Dynamic brake sounds
 - Same powerful drive as Walther's Proto® locos
 - Five-pole skew-wound motor
 - 14 to 1 gear ratio
 - Helical-cut gears for quiet operation and easy multiple unit operation
 - All-wheel drive and electrical pickup
 - Machined brass flywheel
- Heavy die-cast metal chassis
- Constant and directional LED headlights
- 21-pin DCC plug
- Molded drill starter points - add grab irons to your model easily with the GP9 Phase II Diesel Detail Kit (#910-258, sold separately)
- NEW DC version comes with pre-installed 28mm round speaker
- Proto MAX™ metal knuckle couplers



910-20505 Union Pacific #208
Preproduction model shown.

Products Available



Central Vermont

- 910-20491 #4445 ESU Sound & DCC
- 910-20492 #4450 ESU Sound & DCC
- 910-10491 #4442 Standard DC
- 910-10492 #4447 Standard DC



Chesapeake & Ohio

- 910-20493 #5941 ESU Sound & DCC
- 910-20494 #5954 ESU Sound & DCC
- 910-10493 #5924 Standard DC
- 910-10494 #5951 Standard DC

SCALE	ANNOUNCED	EXPECTED DELIVERY
H0	November 2024	Spring 2025

LIMITED QUANTITY
ONE TIME RUN OF THESE ROADNUMBERS
ORDER NOW

Products Available




Denver & Rio Grande Western[†]

910-20495 #5903 ESU Sound & DCC
910-20496 #5911 ESU Sound & DCC
910-10495 #5902 Standard DC
910-10496 #5904 Standard DC



Illinois Central

910-20497 #9086 ESU Sound & DCC
910-20498 #9092 ESU Sound & DCC
910-10497 #9084 Standard DC
910-10498 #9090 Standard DC



Louisville & Nashville

910-20499 #527 ESU Sound & DCC
910-20500 #532 ESU Sound & DCC
910-10499 #527 Standard DC
910-10500 #532 Standard DC




Soo Line

910-20501 #413 ESU Sound & DCC
910-20502 #2413 ESU Sound & DCC
910-10501 #412 Standard DC
910-10502 #2412 Standard DC



Southern Pacific[†]

910-20503 #408 ESU Sound & DCC
910-20504 #433 ESU Sound & DCC
910-10503 #400 Standard DC
910-10504 #417 Standard DC



Union Pacific[†]

910-20505 #212 ESU Sound & DCC
910-20506 #226 ESU Sound & DCC
910-10505 #208 Standard DC
910-10506 #220 Standard DC

[†]Union Pacific licensed product.

10/29

WALTHERS **MAINLINE**

50' AAR Single Door Boxcar

\$34.98 Each

- Based on standard Association of American Railroads design
- Thousands built after World War II and served for decades
- 8' Youngstown door
- 8-panel riveted car sides
- AAR tab side sills
- Detailed underbody including AB brakes
- 7-rung side and end ladders
- 4-3-1 Improved Dreadnaught Ends
- Ajax hand-brake wheel
- Stanray diagonal panel roof
- Apex see-through running board
- Correct 33" RP-25 turned metal wheelsets in AAR "Bettendorf" trucks
- Proto MAX™ metal knuckle couplers



910-46501 #12220
Preproduction model shown.

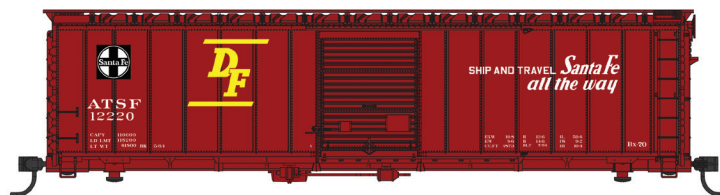
LIMITED QUANTITY

ONE TIME RUN OF THESE ROADNUMBERS

ORDER NOW

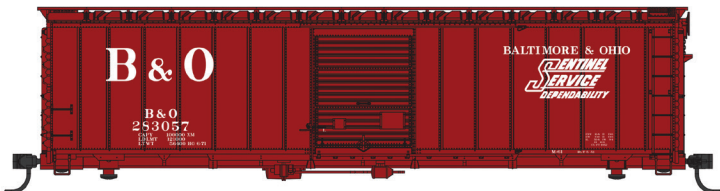
NEW TOOLING!

Products Available




Atchison, Topeka & Santa Fe

910-46501 #12220 910-46502 #12223
910-46503 #12226 910-46504 #12244



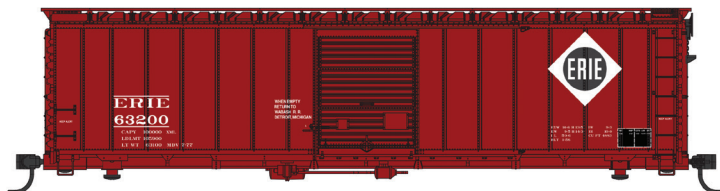
Baltimore & Ohio

910-46505 #283057 910-46506 #283069
910-46507 #283108 910-46508 #283110



Chicago, Burlington & Quincy

910-46509 #20150 910-46510 #20159
910-46511 #20163 910-46512 #20168



Erie

910-46513 #63200 910-46514 #63228
910-46515 #63257 910-46516 #63261



New York Central

910-46517 #47516 910-46518 #47523
910-46519 #47587 910-46520 #47675



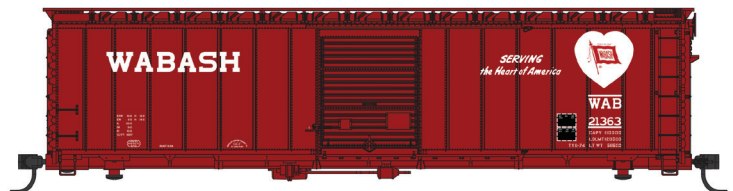
Northern Pacific

910-46521 #1130 910-46522 #1194
910-46523 #1213 910-46524 #1238



Pennsylvania

910-46525 #72680 910-46526 #72699
910-46527 #72791 910-46528 #72992



Wabash

910-46529 #21363 910-46530 #21424
910-46531 #21513 910-46532 #21526

Undecorated

910-46500

WALTHERS MAINLINE.

61' Wood Chip Gondola

\$31.98 Each

- In service from the 1960s on
- Prototypes move woodchips from sawmills to paper mills
- Fully assembled, ready for your railroad
- Correct 33" RP-25 turned metal wheelsets
- Proto MAX™ metal knuckle couplers

SCALE	ANNOUNCED	EXPECTED DELIVERY
H0	November 2024	Winter 2025

LIMITED QUANTITY

ONE TIME RUN OF THESE ROADNUMBERS

ORDER NOW

Products Available



Burlington Northern

910-6105 #587136 910-6106 #587141
910-6107 #587155 910-6108 #587198



Milwaukee Road

910-6117 #276006 910-6118 #276093
910-6119 #276130 910-6120 #276147



Columbia & Cowlitz Railway

910-6109 #5010 910-6110 #5020
910-6111 #5039 910-6112 #5045



Southern

910-6121 #139516 910-6122 #139543
910-6123 #139558 910-6124 #139578



Great Northern

910-6113 #174233 910-6114 #174276
910-6115 #174288 910-6116 #174291



Union Pacific¹

910-6125 #147833 910-6126 #147857
910-6127 #147923 910-6128 #147927

Undecorated

910-6100

¹Union Pacific licensed product.

SCALE	ANNOUNCED	EXPECTED DELIVERY
H0	November 2024	Winter 2025

63' Pulpwood Flatcar

\$31.98 Each

- Based on cars built in the early 1970s
- Modern pulpwood hauler for the paper industry
- Detailed bulkheads with well-defined bracing
- Separately applied brake wheel
- Distinctive closely spaced stakes can hold short log lengths or larger logs
- Create your own pulpwood log loads using SceneMaster™ 949-3108 logs, (sold separately)
- Correct 33" RP-25 turned metal wheelsets
- Proto MAX™ metal knuckle couplers

LIMITED QUANTITY
ONE TIME RUN OF THESE ROADNUMBERS
ORDER NOW

Products Available




Canadian National
910-50801 #615113 910-50802 #615138 910-50803 #615242




TTX TTPX
910-50813 #82037 910-50814 #82044 910-50815 #82069



Canadian Pacific
910-50804 #304811 910-50805 #304837 910-50806 #304873



UNPX
910-50816 #173032 910-50817 #173122 910-50818 #173139



Georgia Pacific
910-50807 #430 910-50808 #468 910-50809 #477



Wisconsin Central
910-50819 #38005 910-50820 #38031 910-50821 #38024



Southern
910-50810 #115555 910-50811 #115568 910-50812 #115589

Undecorated
910-50800

SCALE	ANNOUNCED	EXPECTED DELIVERY
H0	November 2024	Winter 2025

45' Logging Flatcar

\$31.98 Each

- Heavy-duty flatcar hauls freshly cut logs from the forest to the sawmill
- Four separately-applied heavy-duty log cradles
- Detailed deck
- RP-25 metal wheels
- Includes log load featuring 12 individual painted and detailed plastic logs
- Proto MAX™ metal knuckle couplers
- Finish off your Milwaukee Road or St. Maries River RR log train with a ribside caboose (920-103650 to 920-651, sold separately)

LIMITED QUANTITY
ONE TIME RUN OF THESE ROADNUMBERS
ORDER NOW

Products Available



Burlington Northern
910-50900 #634158 910-50901 #634165
910-50902 #634174 910-50903 #634179



Southern Pacific[†]
910-50912 #563985 910-50913 #564065
910-50914 #564174 910-50915 #564212



Milwaukee Road
910-50904 #59605 910-50905 #59612
910-50906 #59634 910-50907 #59659



Georgia Pacific
910-50916 #202 910-50917 #215
910-50918 #223 910-50919 #230



Northern Pacific
910-50908 #120204 910-50909 #120321
910-50910 #120384 910-50911 #120634



St. Maries River RR
910-50920 #525 910-50921 #528
910-50922 #531 910-50923 #534

[†]Union Pacific licensed product.

WALTHERS MAINLINE.

SCALE	ANNOUNCED	EXPECTED DELIVERY
H0	November 2024	Winter 2025

LIMITED QUANTITY

ONE TIME RUN OF THESE ROADNUMBERS

ORDER NOW

AAR 70-Ton 3-Bay Open Hopper

\$34.98 Each

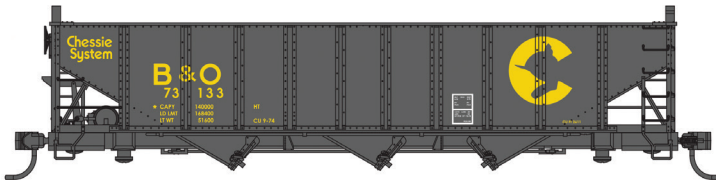
- Based on a standard Association of American Railroads' design
- 9 body panels with well-defined rib detail
- 40"-8" inside length
- Available with or without end arches as appropriate per roadname
- End-slope sheet braces
- Ajax hand brake
- Diecast chassis for optimal performance empty or loaded
- Correct 33" RP-25 turned metal wheelsets
- Add an instant load with Chooch® Flexible coal loads, 214-8708 and 214-8710 (sold separately)
- Proto MAX™ metal knuckle couplers

NEW TOOLING!



910-56717 Peabody #6948
Preproduction model shown.

Products Available



Baltimore & Ohio

910-56701 #73133 910-56702 #73274
910-56703 #75689 910-56704 #76456



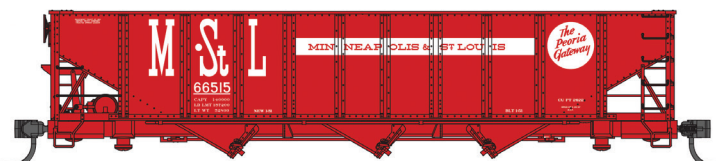
Burlington Northern

910-56705 #516056 910-56706 #516535
910-56707 #516989 910-56708 #517124



Chesapeake & Ohio

910-56709 #105015 910-56710 #105132
910-56711 #105198 910-56712 #105255



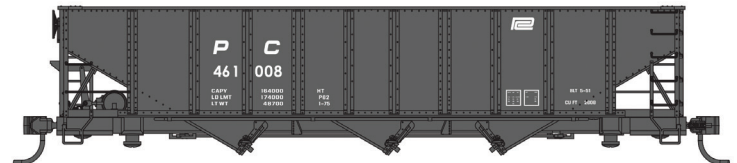
Minneapolis & St. Louis

910-56713 #66515 910-56714 #66656
910-56715 #66743 910-56716 #66988



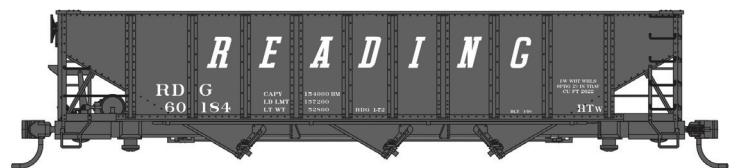
Peabody

910-56717 #6948 910-56718 #6954
910-56719 #6957 910-56720 #6969



Penn Central

910-56721 #461008 910-56722 #461055
910-56723 #461067 910-56724 #461104



Reading

910-56725 #60184 910-56726 #60266
910-56727 #60323 910-56728 #60455



Virginian

910-56729 #4598 910-56730 #4675
910-56731 #4737 910-56732 #4842

Undecorated

910-56700

WALTHERS *MAINLINE*

SCALE	ANNOUNCED	EXPECTED DELIVERY
H0	November 2024	Winter 2025

40' 50-Ton Drop-Bottom Gondola

\$31.98 Each

- Moved coal, stone, steel & other loose loads
- Based on USRA drop-bottom design updated with newer trucks and AB brakes
- Composite sides used wood to save metal during WWI
- Over 20,000 cars built for 25 railroads
- Many saw service for decades after rebuilding
- Cast-in floor detail with non-operating drop bottom doors
- Correct 33" RP-25 turned metal wheelsets
- Proto MAX™ metal knuckle couplers



Atlantic Coast Line

910-56101 #90004

910-56102 #90023

910-56103 #90046

LIMITED QUANTITY

ONE TIME RUN OF THESE ROADNUMBERS

ORDER NOW

Products Available



Atchison, Topeka & Santa Fe

910-56104 #175585

910-56105 #175620

910-56106 #175777




New York Central

910-56113 #349696

910-56114 #349738

910-56115 #349745



Chesapeake & Ohio

910-56107 #29699

910-56108 #29736

910-56109 #29813



Pennsylvania

910-56116 #351477

910-56117 #351486

910-56118 #351490



Milwaukee Road

910-56110 #84934

910-56111 #84955

910-56112 #84969



Southern Pacific[†]

910-56119 #56334

910-56120 #56345

910-56121 #56350

Undecorated

910-56100

[†]Union Pacific licensed product.

10/29

WALTHERS®

Wm. K. Walther, Inc. | 5601 W. Florist Ave. | Milwaukee, WI 53218 | walters.com

Prices and delivery dates shown were accurate at press time, for updates please check with this participating hobby shop.

WALTHERSTRACK™

SCALE	ANNOUNCED	EXPECTED DELIVERY
H0	November 2024	Winter 2025


Roadbed

- Dense, closed-cell foam provides a solid, stable foundation for track
- Matches most common H0 cork roadbed dimensions
- Track can be nailed or glued to roadbed surface
- Roadbed features smooth surfaces – no extra sanding required
- Can be finished with ballast, adhesive and paint
- Easy to cut or split with a hobby or utility knife

Single-Track Roadbed 5-Pack
\$14.98
948-9000
Measures: 36 x 1-1/2 (top) 1-7/8 (bottom) x 3/16"

Double-Track Roadbed 5-Pack
\$24.98
948-9010
Measures: 36 x 3-1/2 (top) 3-7/8 (bottom) x 3/16"

Roadbed Sheet 12 x 36"
\$24.98
948-9020
Measures: 36 x 12 x 3/16"





SCALE	ANNOUNCED	EXPECTED DELIVERY
H0	November 2024	Winter 2025

Double Crossover Controller
\$29.98 Each


- Easy single-button control of your WaltherTrack™ 948-83051 double crossovers (sold separately)
- Plug and play installation simplifies controlling the four required WaltherControls switch machines (not included)
- Set includes: single pushbutton, 4 dual-color (yellow/green) LED indicators (one for each turnout), and extension cables to connect switch machines
- Drilling template and installation and wiring instructions also included



Double Crossover Controller
942-127



Easy plug-and-play installation. (Switch motors not included)



Add remote control to your double crossovers, sold separately.



SCALE	ANNOUNCED	EXPECTED DELIVERY
H0	November 2024	Winter 2025

NEW TOOLING!



Figures, vehicles, railroad equipment, and scenery items not included.

Vintage Coal Dealer

\$64.98 Each

- Brick office building
- Concrete coal bunker with between-the-rails unloading grate
- Two coal conveyors
- Hopper unloaders
- Vertical steel fuel tanks with pump house
- Detailed trestle with supports, abutment, railing and walkway - optional bulkheads to build below-track storage bins also included
- Molded approach ramp for coal trestle makes layout integration easy (Molded in gray plastic, shown with track and scenery material (not included))
- Includes printed interior sign sheet and decals
- Flex-track (not included) suggested for coal trestle rail
- Common in towns from the early 20th century through the 1960s
- Great location for spotting hoppers and tank cars
- Shown assembled, painted and weathered by modeler.

Vintage Coal Dealer Kit

933-4094

Measures:

- Office: 4-7/16 x 3-9/16 x 2-17/32" 11.27 x 9.05 x 6.43cm
- Coal Bunker: 8-78 x 3-1/2 x 7-3/8" 22.1 x 8.7 x 10.9cm
- Oil Pump House: 1-1/4 x 1 x 1-3/8" 3.2 x 2.5 x 3.5cm
- Oil Tanks: 1-5/16 x 1-5/16 x 4-3/16" 3.3 x 3.3 x 10.64cm
- Coal Trestle: 24-1/2 x 4-3/8 x 1-3/4" 62.3 x 11.1 x 4.4cm
- Fencing: 30" of "wooden" fencing 76.2cm



10/29



SCALE	ANNOUNCED	EXPECTED DELIVERY
H0	November 2024	Spring 2025

Log Load
\$19.98 Each

- 949-3108**
- Instantly add realistic log loads to your log cars or log trucks
 - 30 individual molded plastic logs included
 - Each features realistic bark detail and coloring
 - Use as a detail alongside logging scenes or sawmills

